


edp

Brand guidelines

March 2023



# Introduction

This is a set of guidelines for the EDP brand identity. It aims to inspire and guide any communications or designs that will express our brand and its architecture. Please follow this document carefully to make sure we create a coherent visual and verbal language.

# Contents

|                     |    |                    |    |                     |    |                               |     |
|---------------------|----|--------------------|----|---------------------|----|-------------------------------|-----|
| <b>Introduction</b> |    | <b>Our logo</b>    |    | <b>Composition</b>  |    | <b>Imagery and graphics</b>   |     |
| Why change          | 04 | Overview           | 29 | Margins and layout  | 47 | Nature                        | 81  |
| <b>Our strategy</b> |    | Master logo rules  | 30 | Graphic crops       | 49 | People                        | 82  |
| Our vision          | 06 | Logo with tagline  | 31 | Wordmark and spiral | 53 | Electricity                   | 83  |
| Our purpose         | 07 | Sector logos       | 32 | Messaging           | 54 | Technology                    | 84  |
| People Narrative    | 08 | Vertical logo      | 34 | Exceptional use     | 55 | Staff                         | 85  |
| Our principles      | 12 | The spiral         | 35 | Spiral on colour    | 56 | Illustration                  | 86  |
| Brand strategy      | 16 | Wordmark           | 36 | Logo on image       | 58 | Iconography                   | 89  |
| Brand architecture  | 17 | Greyscale logo     | 37 | Spiral on image     | 59 | Infographics                  | 91  |
| Tagline             | 18 | Single Colour logo | 38 | Center crop         | 61 | <b>Motion and sound</b>       | 92  |
| Our commitments     | 19 | Incorrect use      | 39 | Graphics misuse     | 62 | <b>Brand in use</b>           | 95  |
| Tone of voice       | 21 | <b>Colour</b>      |    | <b>Typography</b>   |    | <b>File naming</b>            | 132 |
|                     |    | Our colour palette | 41 | Our typeface        | 64 | <b>Transitional identity</b>  |     |
|                     |    | Text on colour     | 43 | Type hierarchy      | 65 | <b>for acquisition brands</b> | 133 |
|                     |    | Web colour         | 45 | Tabular figures     | 66 |                               |     |
|                     |    |                    |    | Fallback typefaces  | 67 |                               |     |
|                     |    |                    |    | World languages     | 68 |                               |     |
|                     |    |                    |    | Typefaces overview  | 79 |                               |     |

# Why change

Our new strategy does not deliver an end goal, it drives an ongoing permanent way of being — leading the energy transition to create superior value.

This is a whole new mindset and our brand must reflect, inspire and align everyone involved in achieving this.

It is about delivering superior value to all stakeholders: planet, people, communities, clients, shareholders

# Our strategy

# Leading the energy transition to create superior value

EDP is a leader of the energy transition, having anticipated and accelerated the transformation of the sector, and showcasing an unparalleled track record of execution and delivery on its ambitious plans.

This early move towards renewable generation has placed EDP in a unique position to shape the path towards a new sustainable world that is increasingly electric.

EDP's vision, "Leading the energy transition to create superior value", highlights both EDP's commitment with a greener and more sustainable future and with the creation of superior value for all.

Our strategy

Our purpose

Speaks of our stamina, our track record and what drives us to continuously deliver green energy

Our energy and

Highlights our people and their key role in delivering our commitment to our clients, partners and communities

heart drive a

Reflects our ambition and leadership in making change happen

better tomorrow


The reason why we work every day

# Our energy

We are committed to bring our stamina and to build on our track record to generate, distribute and supply green energy for all

We deliver sustainable solutions to our clients and communities

We do this by inspiring trust, navigating ambiguity, being efficient and pursuing growth opportunities



# Our heart

Our people are at the heart of our strategy and their wellbeing – with safety and belonging – is our constant priority

We care for our clients, partners and communities, always believing that best results are achieved through cooperation

We strive for continuous improvement and to collaborate as a team. We are conscious of our impact and seek different perspectives and experiences




# Our drive

We are agile and bold in our commitment to start making the difference now

We work every day to lead the energy transition, leveraging our fast adopter mindset, to deliver superior value for all our stakeholders

We do this by being impact-oriented while anticipating future challenges and having the courage to actively promote change



Our strategy

People narrative

At EDP...

## Our energy and heart drive a better tomorrow

We bring...

### Our energy

Speaks of our stamina, our track record and what drives us to continuously deliver green energy

### Our heart

Highlights our people and their key role in delivering our commitment to our clients, partners and communities

### Our drive

Reflects our ambition and leadership in making change happen

We do this through...

### Trustworthiness

Problem solving

Curious learning

Efficiency

### Self-awareness

Collaboration

Mindfulness

Open-mindedness

### Impact orientation

Forward thinking

Courage

Embracing change



# For a better tomorrow

We walk our talk to make  
positive change happen



Together we solve problems,  
creatively and effectively

A diverse community behind our  
common purpose drives us further



We equip people to do

## Our strategy

### Brand strategy

#### Vision

To be a global energy company, leading the energy transition to create superior value for all

#### Purpose

Our energy and heart drive a better tomorrow

#### Principles

We walk our talk to make positive change happen

Together we solve problems, creatively and effectively

A diverse community behind our common purpose drives us further

We equip people to do

# Our strategy

## Brand architecture

EDP is a global company with an ambitious business vision, operating across five global business platforms (Renewables, Generation, Networks, Client Solutions and Energy Management), entering new geographies and increasing the richness and diversity of its organisation.

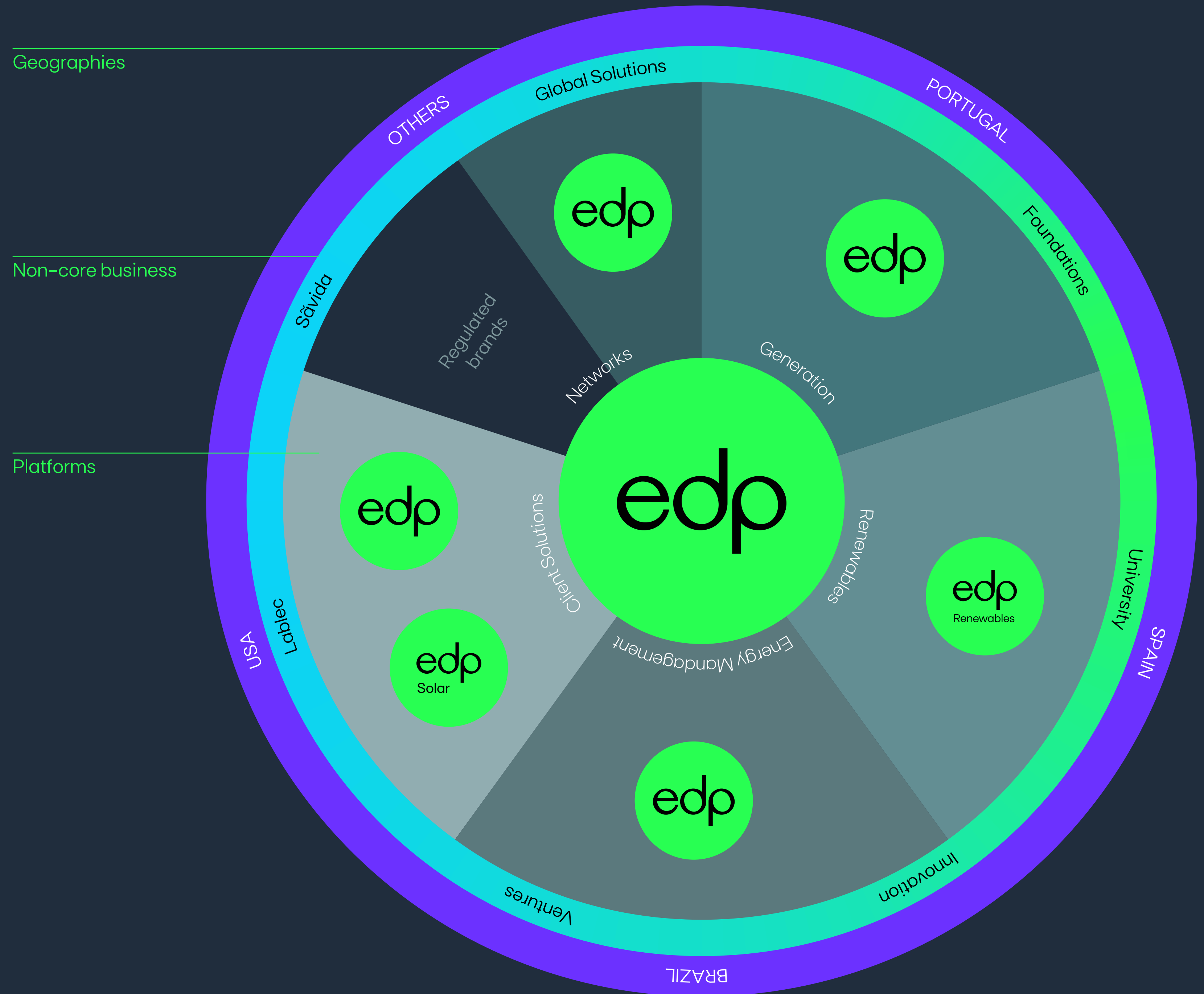
Much as our culture drives our delivery on One Global Vision, our brand brings it to life in One Voice.

The world stage of sustainable energy has one of the world's largest and most demanding audiences. In this global stage our brand stands for who we are, what we are committed to, and how we get things done for a better planet.

- A brand that defines EDP as a global leading brand in the energy sector
- A brand identity that resonates with our values and human skills: trustworthiness, problem solving, curious learning, efficiency, self-awareness, collaboration, mindfulness, open-mindedness, impact orientation, forward thinking, courage and embracing change
- A brand architecture that unifies all dimensions of our business

Our externally and internally facing brand components and corporate offices appear in English, further strengthening our global positioning.

Our aim is to over time move closer to a fully unified EDP where some descriptors are no longer necessary, and able to communicate solely as EDP.




# We Choose Earth

We are creating a new energy on the planet.

More inclusive. More shared. Greener. Promoting renewable energy from all the markets where we are present. Using the power of wind, sun and water, to be all green by 2030.

Accelerating decarbonization, to achieve carbon neutrality. Investing €24 billion in the energy transition. Duplicating the capacity in solar and wind power. Betting on new technologies, such as green hydrogen. Leading the way in sustainability indexes.

A greener, fairer and safer world starts with solid commitments from those who have the ambition to lead the energy transition. Our commitments influence everything we do and how we present ourselves, including our brand communications.



Accelerated and sustainable growth



Future-proof organization



ESG excellence and attractive returns

>50 GW

Renewable additions  
by 2030

100%

Renewable generation  
by 2030

100%

Energy transition  
EBITDA by 2030

Coal free

by 2025

Carbon  
neutral

by 2030

>35%

female employees  
by 2030

Top  
Company

in engagement  
and enablement \*

\* Better than utilities and high performing companies

>300M€

in social investment  
by 2030 \*

\* Cumulative investment

## Our strategy

# Tone of voice

Our tone of voice is the reflection of our values, identity and positioning. We always care for a clear, closer and simpler communication with our different audiences.

### Language

EDP as a leading company in value creation, innovation and positivity should always refer itself as “We” to represent the voice of all individual workers, clients, partners and stakeholders. We follow the Portuguese new orthographic agreement, except for official documents such as Annual Reports.

### Openness

Our brand engages in an honest dialogue with our customers and partners. We have straight forward communication with both. We are earnestly available and ready to listen to issues concerning customer service, products and processes.

### Conscience

We speak affirmatively, reiterating our commitment to the environment, sustainable business policies and social responsibility.

### Proximity

We speak in a friendly and human way, projecting an image of consensus and accessibility. It is important for us to take into account the needs, capabilities and interests of the recipient of the communication, predicting their difficulties and adapting the way we communicate to the specific situation, but always in a secure manner that is consistent with our identity.

### Knowledge

We speak with knowledge of the benefits, of the challenges and of our business’s various areas. To ensure perfect understanding by all of our audience, we sometimes use a more pedagogical or educational style.

### Pragmatism

We speak proactively, fulfilling promises with honesty. Our language reaffirms the values of the brand, and, at the same time, shares savings opportunities, as well as practices better adjusted to customers’ lives. Promoting sustainability is always at the core of our doings.

# Tone of voice

## Numbers

### Thousands

PT 1.362  
ENG 1,362

In Portuguese numbers should be separated by a period, if writing in English a comma should be used

1362

✘ Always use the appropriate punctuation to write in thousands

### Decimals

PT 34,4%  
ENG 34.4%

In Portuguese decimals are separated by a comma, if writing in English a period should be used

1.234.4%

✘ Do not mix numerical rules

### Large Numbers

16 million

For large numbers, to ensure they are read and understood correctly, a mixed form can be used (numerals and spelled out)

16.000.000

✘ Avoid using numbers with a lot of digits as it difficults the reading of the same

### Units

100 Mwh

Units of measurement are separated from the number by a space

100Mwh

✘ Do not write units attached to the value

Euros

€1.150,25

In addition to having a space between the sign and the number, the euro sign (€) must always appear to the left of the number (except for in Portuguese where the euro sign is to the right of the number). Commas are used for decimals

EUR 150,25

When writing internationally or within legal requirements the ISO code (EUR) can also be used.

Pound Sterling

£1,150.25

The pound sign is applied directly before the number without any spaces. Periods are used for decimals

GBP 150,25

When writing internationally or within legal requirements the ISO code (GBP) can also be used.

Dollars

\$1,150.25

The dollar sign is applied directly before the number without any spaces. Periods are used for decimals

USD 150,25

When writing internationally or within legal requirements the ISO code (e.g USD, CAD...) can also be used.

In writing

1.109 milhões de euros  
1.109 million euros

When writing within body text millions should be written out

€1.109M

£1.109M

\$1.109M

In tables the numerical abbreviation must be used

Tone of voice

Time

Dates

18 of June

When spelling out dates, the written format is preferable

12/07/2022

Use the above format for dates

18 of june

✘ Do not write the month in lower case, in English

12-07-2022

✘ Other formats should not be used

Time

09h30

Hours and minutes should respect the above format

09:30

✘ Do not use : to separate hours and minutes

## Tone of voice In writing

In writing we always write EDP in full capitals, this includes when used in titles or within body text.

The wordmark must never be used within text to write 'EDP'.

Our tagline is always written in sentence case, capitalising the first letter in every word "We Choose Earth".

The examples on this page demonstrate the correct and incorrect way of applying these writing rules.

# We Choose Earth


We are creating a new energy on the planet. More inclusive. More shared.  
A greener EDP.

Promoting renewable energy from all the markets where we are present.  
Using the power of wind, sun and water, to be all green by 2030.

# we choose earth

We are creating a new energy on the planet. More inclusive. More shared.  
A greener edp.

Promoting renewable energy from all the markets where we are present.  
Using the power of wind, sun and water, to be all green by 2030.

 Do not write EDP in lowercase  
Do not write our tagline in lower case

# Our logo

## Our logo Master

Our logo is based on the circularity of nature, energy generating turbines and the planet itself. It represents our core commitment to the climate and the future of EDP in a green energy sector.

The spiral shape represents the movement and constant innovation in our work that make us a leader in renewable energy. The continuity and depth of the spiral depict the intricacy of work required to fulfil our vision of 'We Choose Earth'.

Our new wordmark is open and inviting, it represents the transparency in our goals and achievements. It is human and modern, while respecting our long history.

The craft and care taken to create each letter ensures it compliments the movement and dynamism of the spiral.

Our spiral has been crafted for use on dark and light backgrounds, more guidance on this can be found on page 56 of this document.



# Our logo

## Sectors

Our goal is to be a unified brand, using the same symbol and treatment some of our sectors have their own descriptor logo.

When communicating within these sectors, and where appropriate, the EDP group logo must be prioritised. In these cases the sector description must be added in text (e.g. email footer, business card, etc).



# Our logo

## Overview

We have a variety of logo versions to adapt to any setting to ensure the best visibility of our brand.

### Master logo

Our master logo is the spiral and wordmark beside one another – this should always be the go-to asset to represent our brand.

### Tagline logo

When more clarity to our vision is necessary, a version of our logo with our tagline can be used.

### Descriptor logos

Some of our sectors have their own EDP logo alongside a descriptor, this must only be used when relevant.

### Vertical logo

For applications with limited spacing and when our master logo cannot be used, we use our vertical logo. This variation of the logo does not apply to descriptor logos, and is reserved for exceptional uses such as signage.

### Greyscale logo

When colour cannot be reproduced our greyscale logo can be applied.

### Single colour logo

Our single colour logo must be reserved for when neither our colour or greyscale can be used, such as engraving.

|  |   |   |
|--|---|---|
| <p>Master logo</p>                            | <p>Tagline logo</p>      | <p>Descriptor logos</p>                            |
| <p>Vertical logo<br/>(Exceptional use)</p>  | <p>Greyscale logo</p>  | <p>Single colour logo<br/>(Exceptional use)</p>  |

# Master logo

## Usage rules

### Minimum size

When applying the logo below 50px in digital, or 14mm in print, the small size version must be used. The small size logo must be applied at a minimum of 25px in digital and 6mm in print.

### Clearance

Graphics/objects must not penetrate the clear area. This space is no less than the x-height of the spiral.

### Co-branding

The space between the logos must be no less than the height of the spiral. Make sure all logos are scaled proportionally to one another and visually aligned through the center.

Use these guidelines alongside the partner guidelines.

### Minimum size

Regular: 50px / 14mm  
Small size: 25px / 6mm



### Clearance



### Co-branding



# Master logo with tagline

## Usage rules

### Minimum size

When applying the logo below 65px in digital, or 18mm in print, the small size version must be used.

### Clearance

Graphics/objects must not penetrate the clear area. This space is no less than the x-height of the spiral.

### Co-branding

The space between the logos must be no less than the height of the spiral. Make sure all logos are scaled proportionally to one another and visually aligned through the center.

Use these guidelines alongside the partner guidelines.

### Minimum size



### Clearance



### Co-branding



## Sector logos

# Structure

Our descriptor logos are individually crafted to ensure best synergy between our spiral, wordmark and descriptor.

Descriptor logos always have our wordmark optically aligned to the right of the spiral, with each descriptor below EDP.

Whenever possible the descriptor must be as close as possible to the width as our wordmark. When the descriptor is too short or too long, it must be aligned to the left of the wordmark.

New logos must only be created when absolutely necessary, if so designer's discretion must be used. For consistency across the brand always ensure to follow the structure of the closest logo within the existing family.



# Sector logos

## Usage rules

### Minimum size

Our logo must only be used at a minimum size of 50px in digital or 14mm in print to ensure clear legibility of all elements.

### Clearance

Graphics/objects must not penetrate the clear area. This space is no less than two thirds the x-height of the spiral.

### Co-branding

The space between the logos must be no less than the height of the spiral. Make sure all logos are scaled proportionally to one another and visually aligned through the center.

Use these guidelines alongside the partner guidelines.

### Minimum size



### Clearance



### Co-branding



# Vertical logo

## Usage rules

For applications with limited spacing and our master logo cannot be used, we use our vertical logo. This logo is reserved for exceptional uses such as signage.


### Minimum size

Our logo must only be used at a minimum size of 85px in digital or 22mm in print to ensure clear legibility of all elements.

### Clearance

Graphics/objects must not penetrate the clear area. This space is no less than half the x-height of the spiral.

### Minimum size



### Clearance



# Spiral

## Usage rules

Our spiral must only be used outside of our logo lockup when space is limited, it's already in branded context (e.g social media profile pictures) or being used as a graphic crop – guidance on this can be found on page 49 onwards.

### Minimum size

When applying the spiral below 50px in digital or 14mm in print, the small size version must be used. The small size logo must be applied at a minimum of 25px in digital and 6mm in print.

### Clearance

Graphics/objects must not penetrate the clear area. This space is no less than half the x-height of the spiral.

### Minimum size

Regular: 50px / 14mm  
Small size: 25px / 6mm



### Clearance



## Wordmark

# Usage rules

Our wordmark must always be used alongside the spiral, if the spiral is already used within the layout only the wordmark is used.

Designers discretion must be used to ensure avoiding repetition of our logo on communications and products.

### Minimum size

When applying the wordmark below 50px in digital, or 14mm in print, the small size version must be used. The small size logo must be applied at a minimum of 25px in digital and 6mm in print.

### Clearance

Graphics/objects must not penetrate the clear area. This space is no less than one and a half times the x-height of the 'e' in the wordmark.

### Co-branding

Our wordmark can be used in co-branding when the background cannot be controlled (e.g. external posters). Our master logo is always preferred, using only the wordmark must be limited to extreme circumstances.

The space between the logos must be no less than one and a half times the width of the 'e' in the wordmark. Make sure all logos are scaled proportionally to one another and visually aligned through the center.

Use these guidelines alongside the partner guidelines.

**Our wordmark has been specifically crafted, do not redraw or rewrite.**

### Minimum size

Regular: 50px / 14mm  
Small size: 25px / 6mm



### Clearance



# Greyscale logo Usage rules

Our greyscale logo must only be used when colour cannot be reproduced. The use of this logo must be limited.

## Minimum size

When applying the greyscale logo below 50px in digital, or 14mm in print, the small size version must be used. The small size logo must be applied at a minimum of 25px in digital and 6mm in print.


## Clearance

Graphics/objects must not penetrate the clear area. This space is no less than the x-height of the spiral when using the horizontal lockup, or half the height of the spiral when using the vertical logo.

Minimum size



Clearance



## Background dependent

Versions of our greyscale logo have been created for use on light or dark backgrounds, ensure best contrast when selecting the logo to use.



# Single colour logo

## Usage rules

Our single colour logo must be reserved for when neither our colour or greyscale can be used, such as engraving. [The use of this logo must be limited to when absolutely necessary.](#)

### Minimum size

Our single colour logo has been crafted for best reproduction depending on it's size. Use the following to determine which logo to use when, this is determined by the height of the spiral:

Large scale: 50px/36mm or above  
Regular: between 49px/35mm and 30px/16mm  
Any applications below 16mm must be tested depending on the format and material used.

### Clearance

Graphics/objects must not penetrate the clear area. This space is no less than the x-height of the spiral.

### Co-branding

Our single colour logo can be used in co-branding when the background cannot be controlled (e.g. external posters). However, our master logo, or greyscale are always preferred.

The space between the logos must be no less than the width of the spiral. Make sure all logos are scaled proportionally to one another and visually aligned through the center. Use these guidelines alongside the partner guidelines.

### Production

Any time the single colour logo is produced in a new material the output must be tested

### Minimum size

Regular: 30px / 16mm  
Large scale: 50px / 36mm



### Clearance



### Co-branding



## Our logos

### Incorrect uses

To ensure brand recognition and consistency in communications our logo must not be changed, this page shows a few examples of misuse of our logo. Take care to follow the rules determined in this document.


✘ Do not rearrange the symbol and wordmark lockups



✘ Do not remove the wordmark



✘ Ensure the correct spiral is used depending on the background colour



✘ Do not create new lockups



✘ Do not apply our colour logo on clashing colours



✘ Do not recolour the spiral



✘ Do not translate descriptor logos



✘ Do not apply colour to our single colour logo



✘ Do not recolour the wordmark



# Colour

# Colour Overview

Our colours are both energetic and calm, taken directly from nature's water, wind and light; placing EDP in the centre of its commitments.

The hope and vibrancy of our colours represent our vision and the constant work and innovation everyone at EDP dedicates every day.


Marine Blue

Slate Grey



Spruce Green

Seaweed Green




Ice Blue

Cobalt Blue



Violet Purple

Electric Green



# Colour

## Primary palette

Our brand colours fully represent the logic and vision behind our entire brand. This page outlines the hierarchy in which these colours are used.

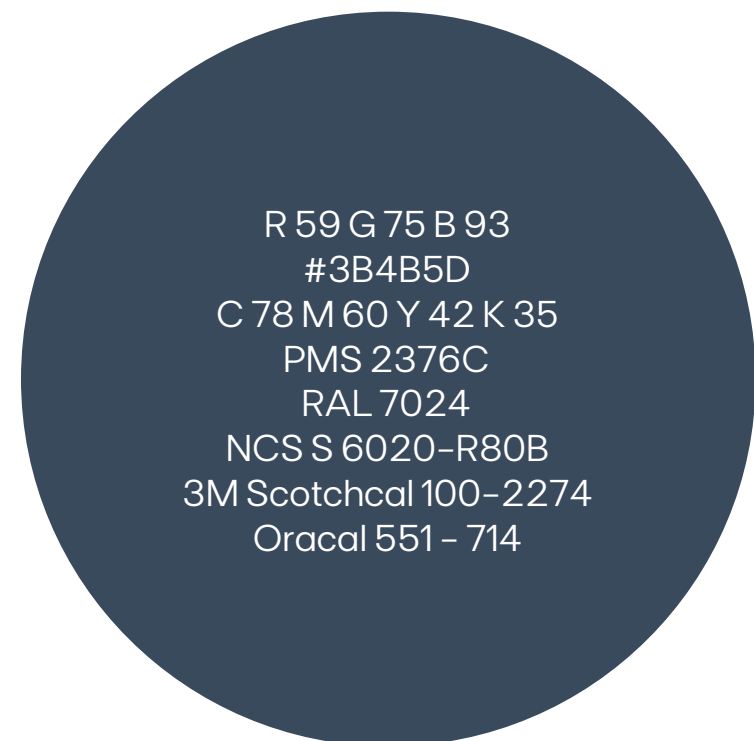
Our colour palette consists of more muted natural colours, generally used for backgrounds, and highlight colours – Electric Green, Cobalt Blue, Violet Purple and Ice Blue.

Marine Blue is the preferred colour background to represent our brand, using Electric Green as the preferred highlight colour.

Follow this document to determine best practice in the use of colour in the brand.

### Wordmark only

This colour must only be used in the wordmark and is not part of the brand colour palette



### Marine Blue

R 33 G 46 B 62  
#212E3E  
C 80 M 50 Y 20 K 70  
PMS 2380 Coated  
PMS 539 Uncoated  
RAL 5008  
NCS S 7020-R80B  
3M Scotchcal 100-725  
Oracal 751C - 588

### Slate Grey

R 124 G 149 B 153  
#7C9599  
C 55 M 29 Y 34 K 5  
PMS 2176C  
RAL 7001  
NCS S 3010-B  
3M Scotchcal 100-384  
Oracal 751C - 549

### Spruce Green

R 20 G 63 B 71  
#143F47  
C 94 M 60 Y 56 K 55  
PMS 3155C  
RAL 6004  
NCS S 4550-B30G  
3M Scotchcal 100-727  
Oracal 970 - 689

### Seaweed Green

R 34 G 94 B 102  
#225E66  
C 83 M 41 Y 45 K 28  
PMS 5483C  
RAL 5021  
NCS S 4030-B30G  
3M Scotchcal 100-2422  
Oracal 751C - 608

### Electric Green

R 40 G 255 B 82  
#28FF52  
C 51 M 0 Y 86 K 0  
PMS 802C  
RAL 6038  
NCS S 0575-G20Y  
3M Scotchcal 100-449  
Oracal 751C - 063

### Cobalt Blue

R 38 G 60 B 200  
#263CC8  
C 90 M 75 Y 0 K 0  
PMS 2369C  
RAL 5005  
NCS S 2565-R80B  
3M Scotchcal 100-415  
Oracal 751C - 150

### Ice Blue

R 12 G 211 B 248  
#0CD3F8  
C 65 M 0 Y 5 K 0  
PMS 2199C  
RAL 5012  
NCS S 1050-B10G  
3M Scotchcal 100-453  
Oracal 751C - 056

### Violet Purple

R 109 G 50 B 255  
#6D32FF  
C 81 M 85 Y 0 K 0  
PMS 266C  
RAL 4008  
NCS S 3050-R50B  
3M Scotchcal 100-2412  
Oracal 751C - 403

### White

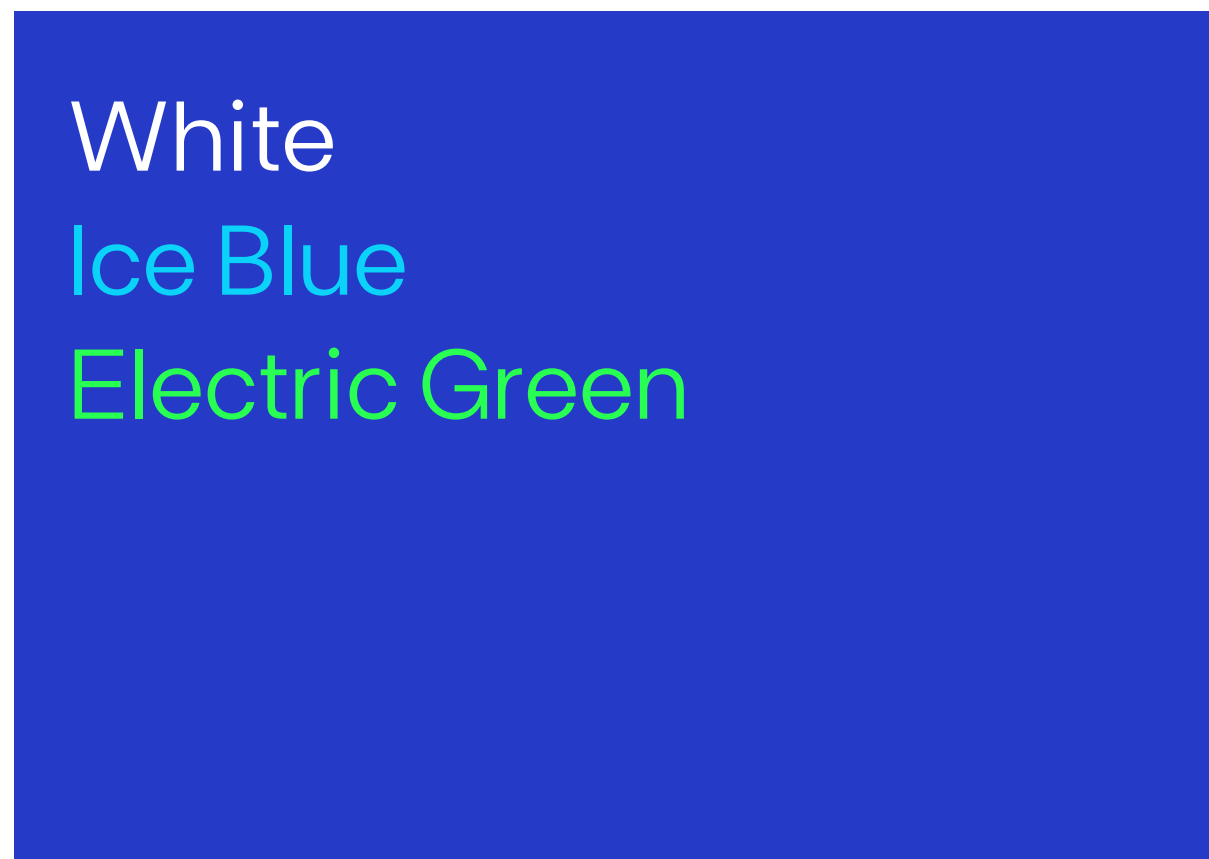
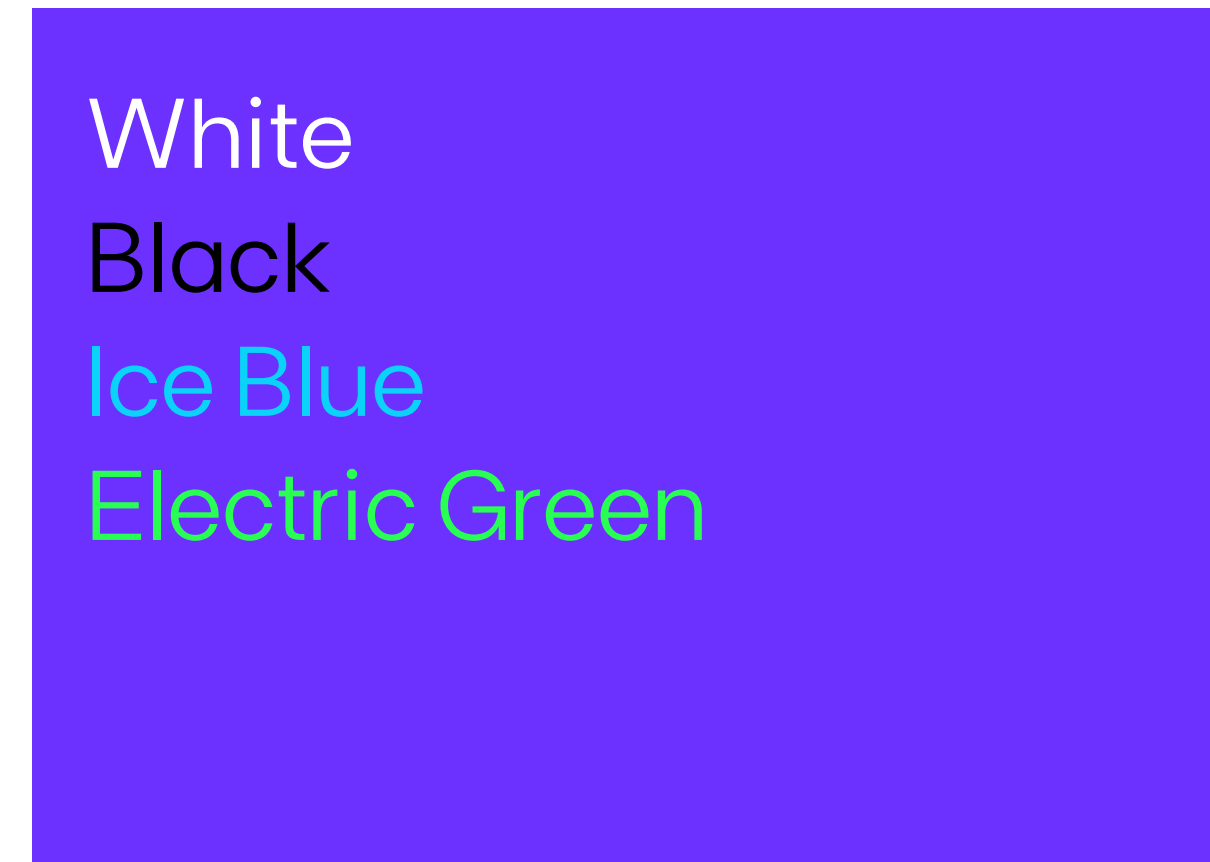
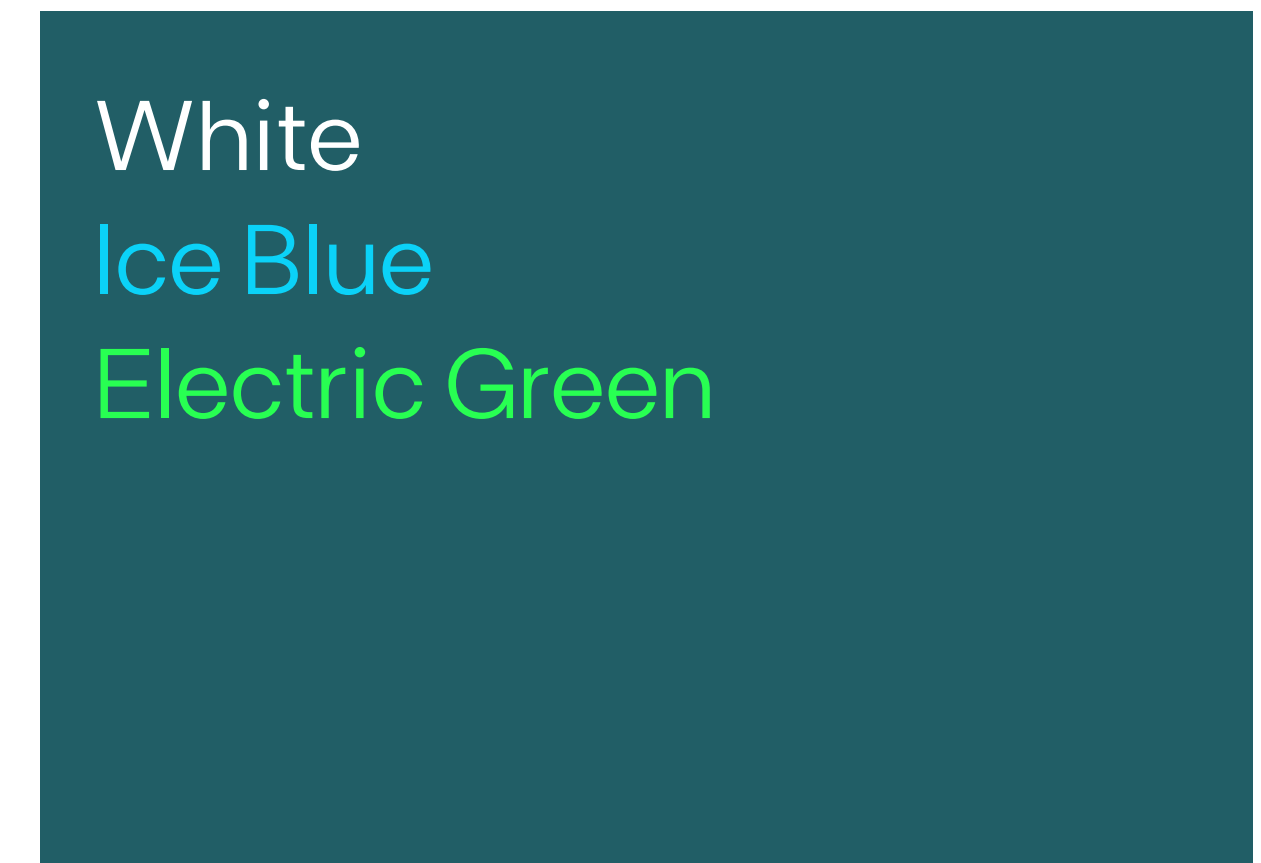
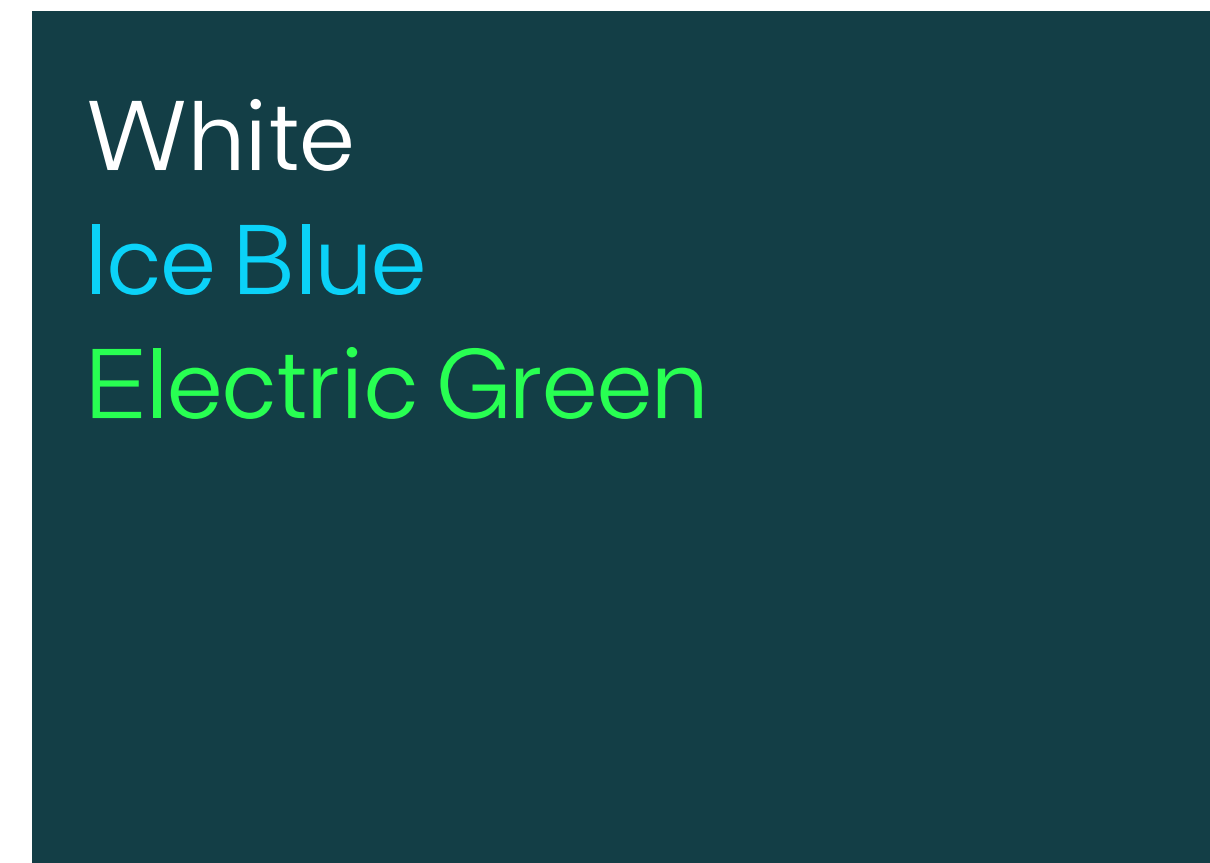
R 255 G 255 B 255  
#FFFFFF

# Text on colour

## Digital headlines

The examples shown opposite show Web Content Accessibility Guidelines AA passes. To pass, the colour contrast ratio for large scale text is at least 3:1, always ensure this minimum is met.

Applications in larger type sizes can use more challenging contrast combinations, favouring impact through recognition over readability. Designer's discretion is necessary.



# Text on colour

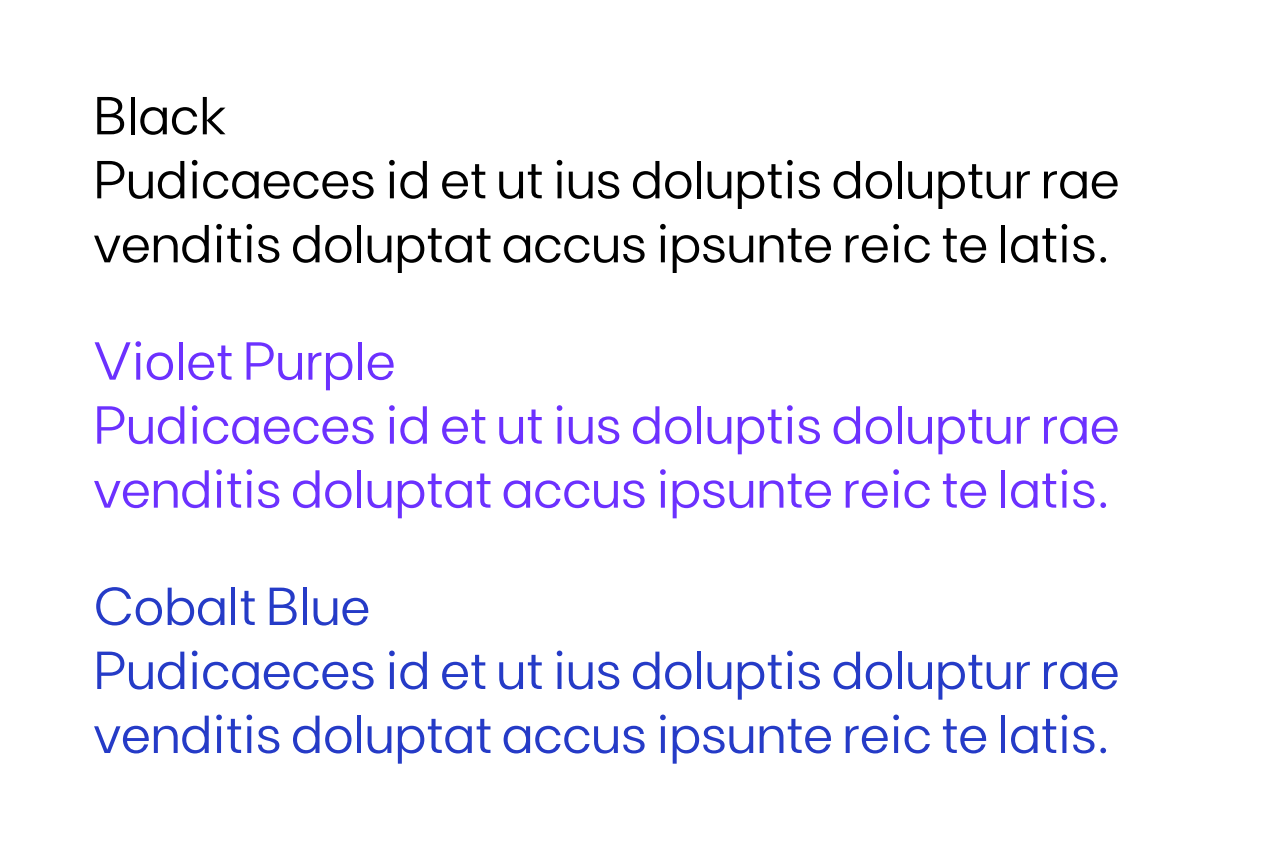
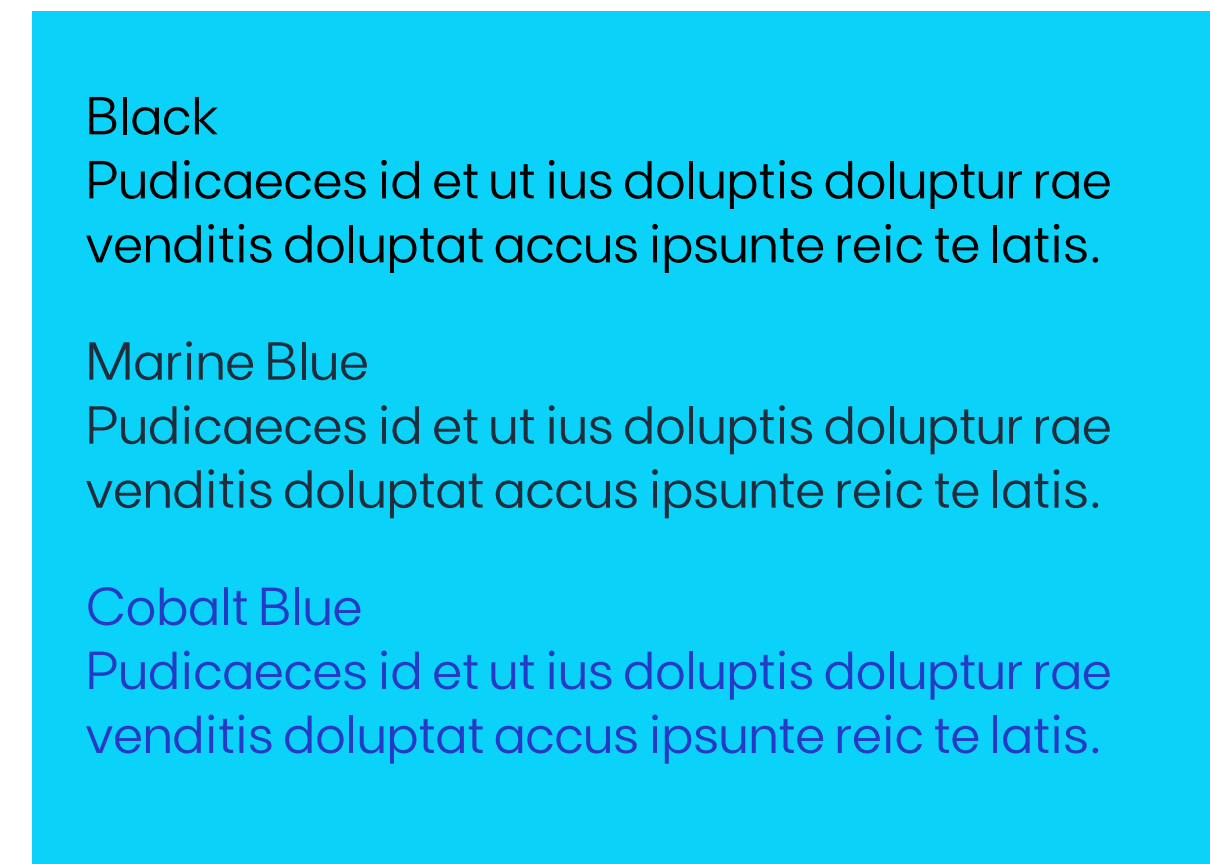
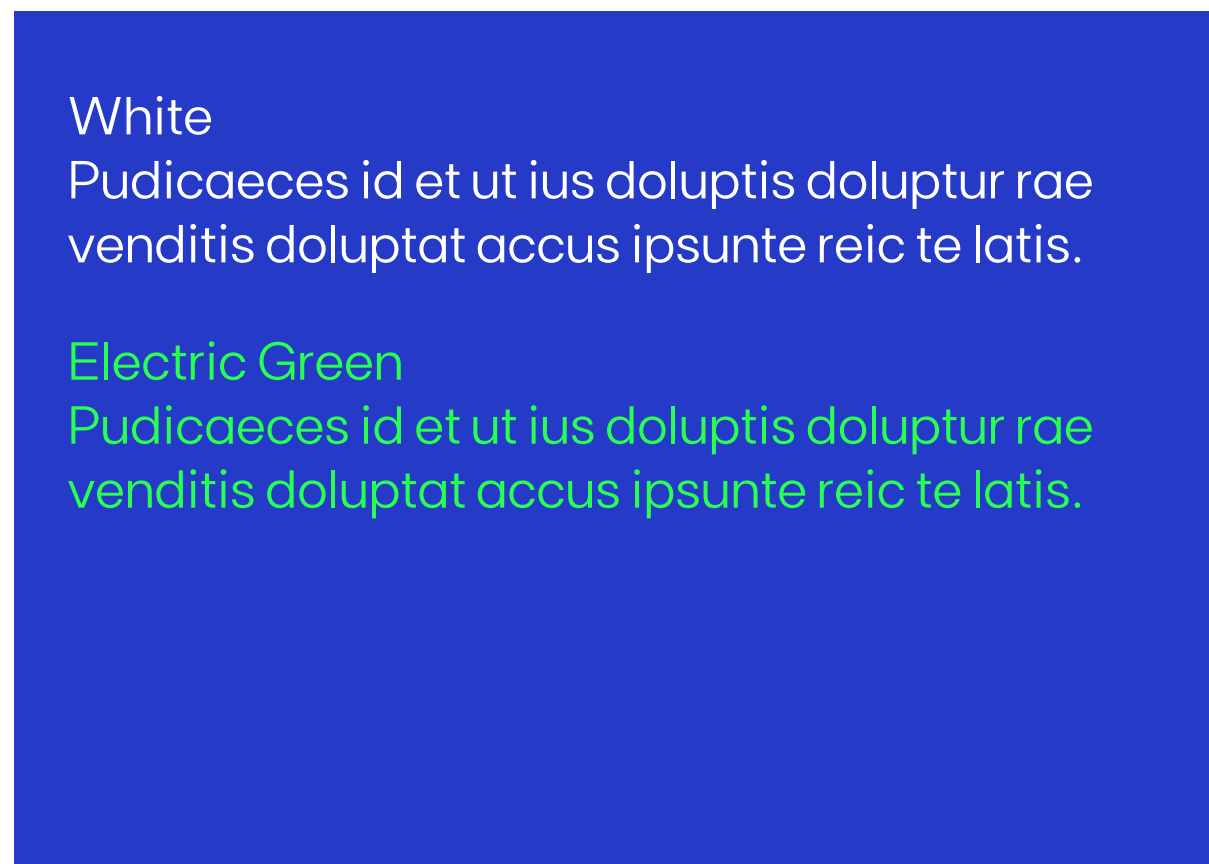
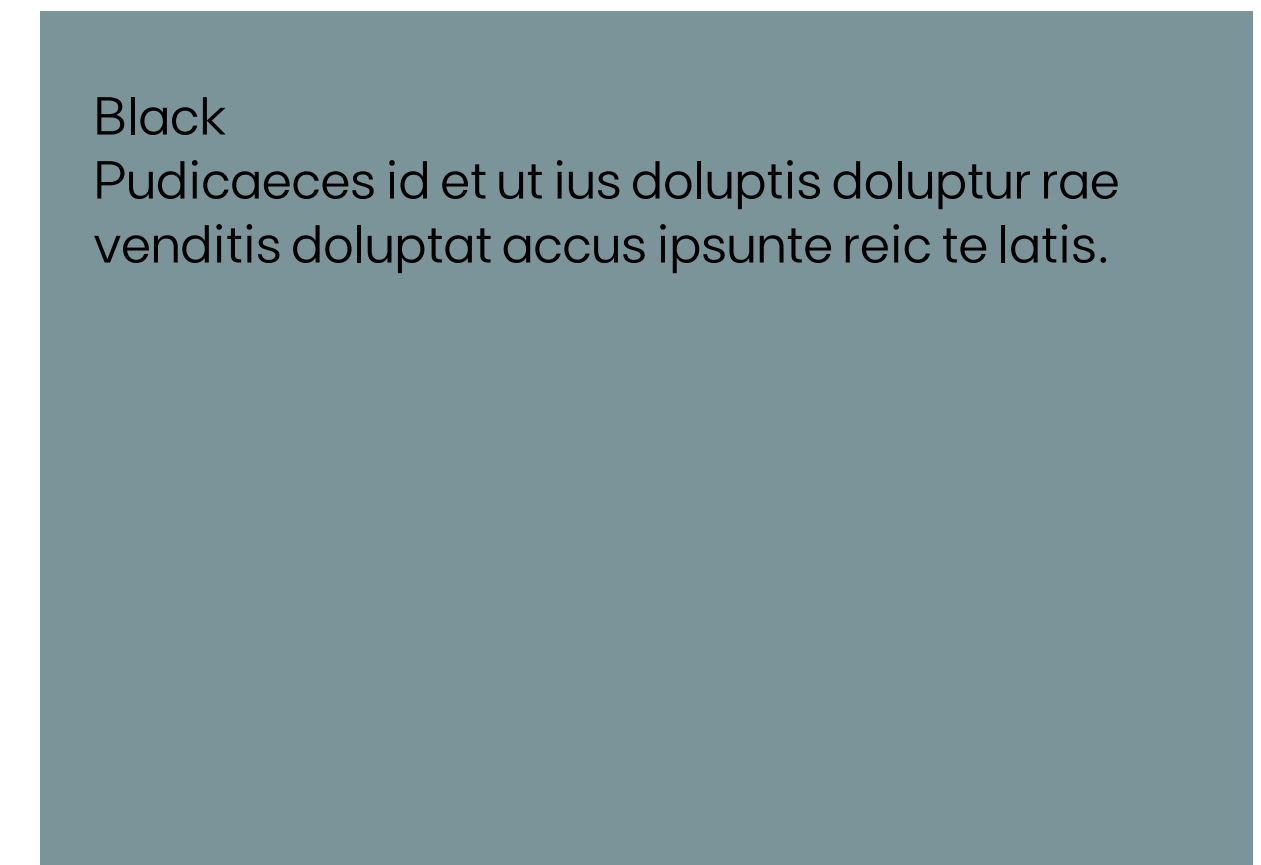
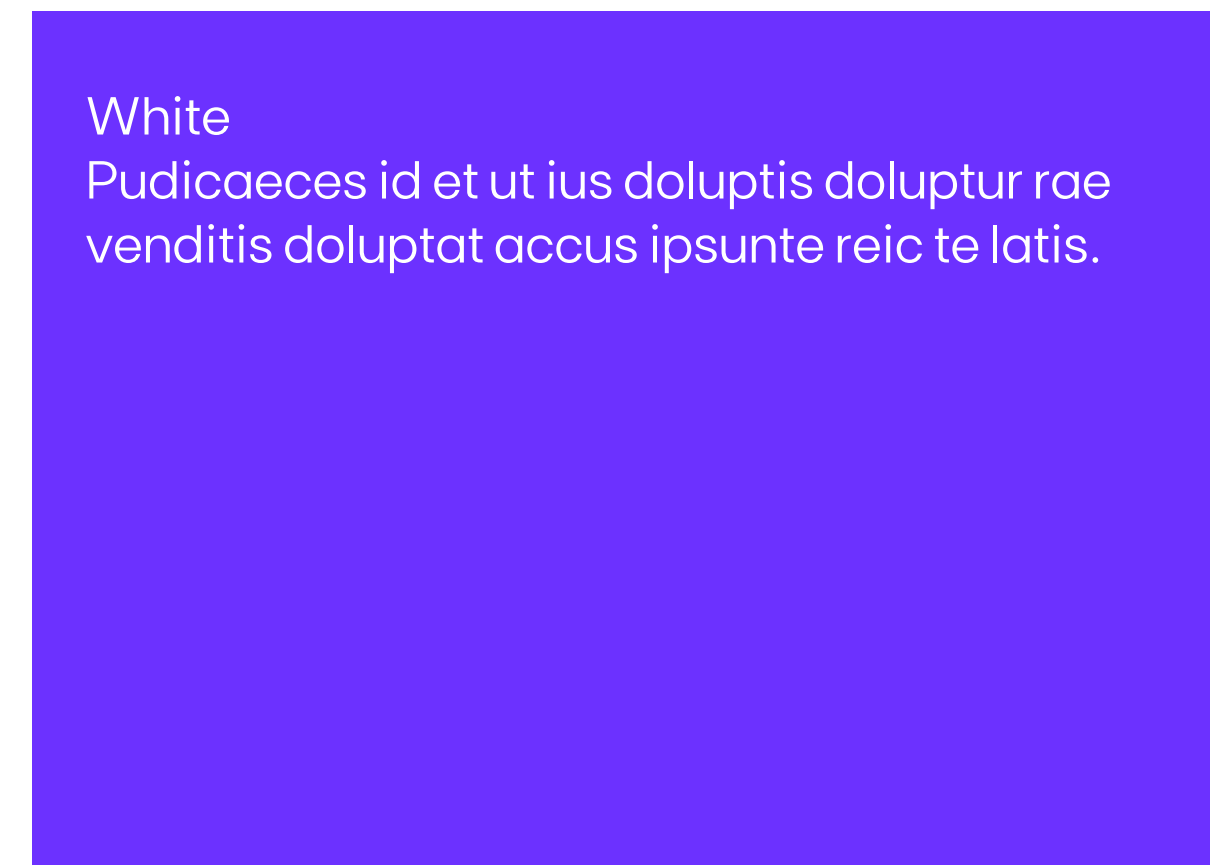
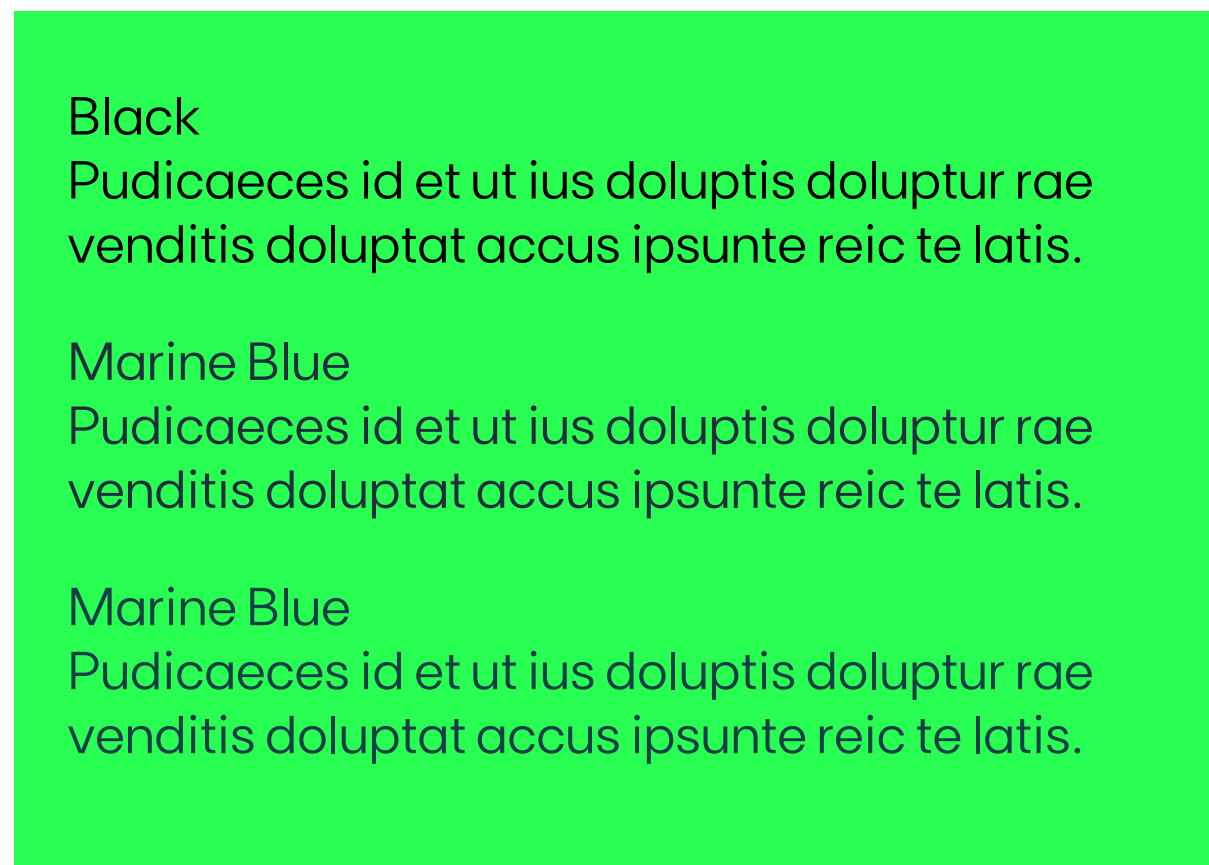
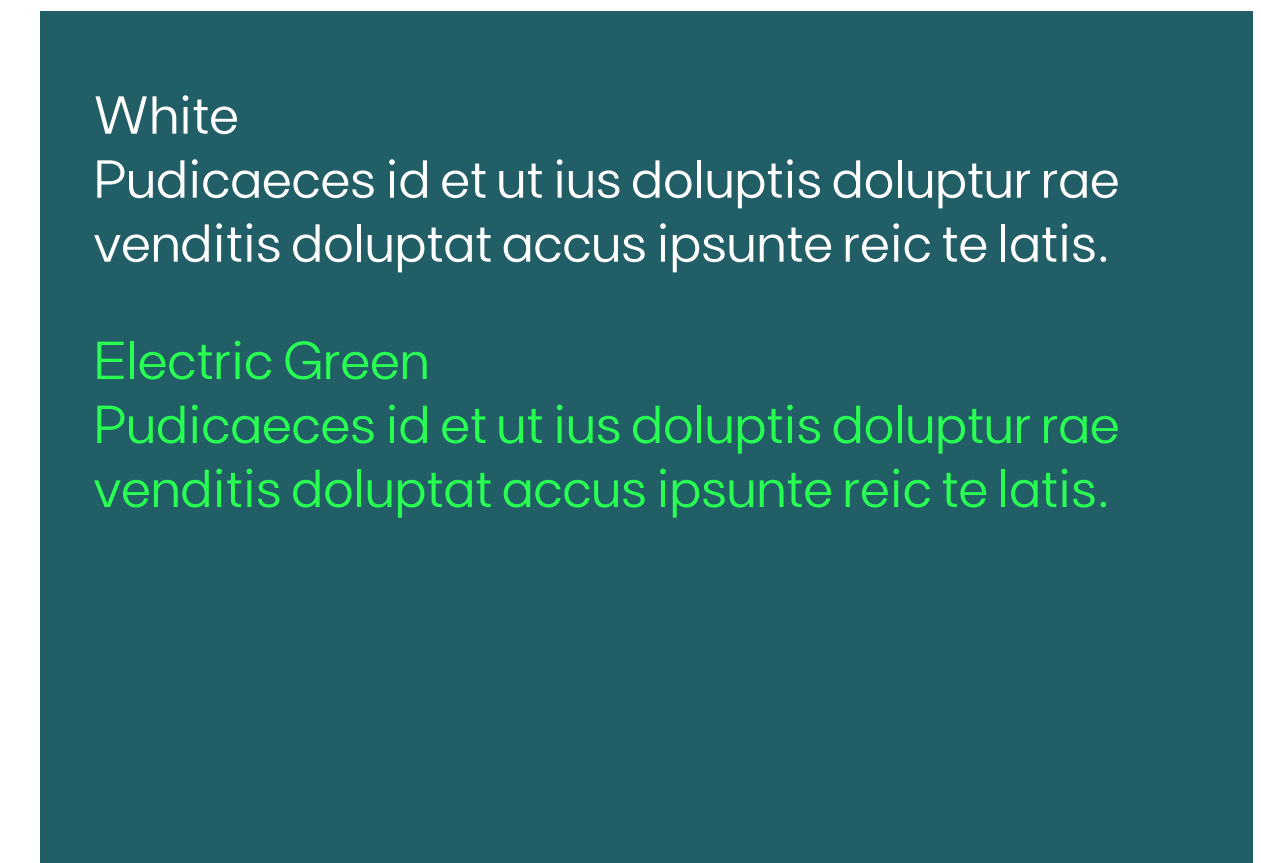
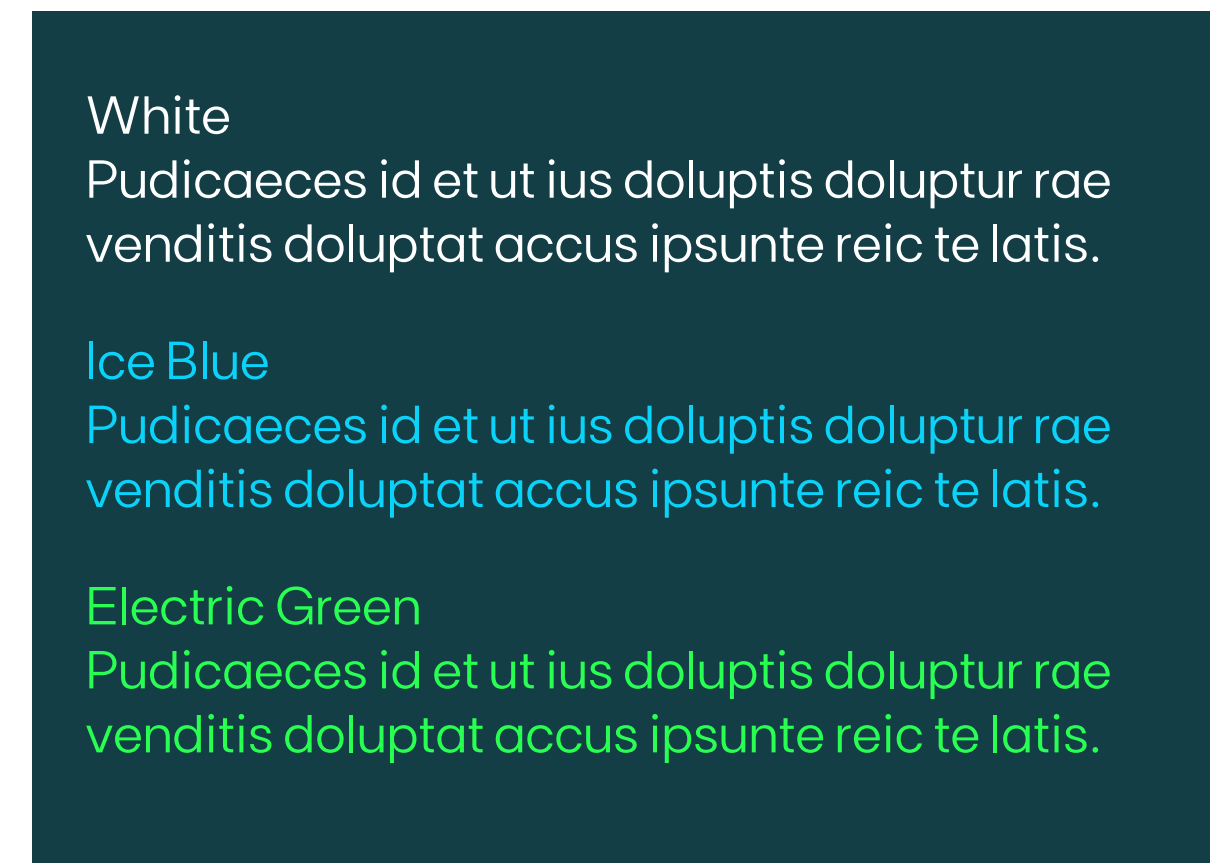
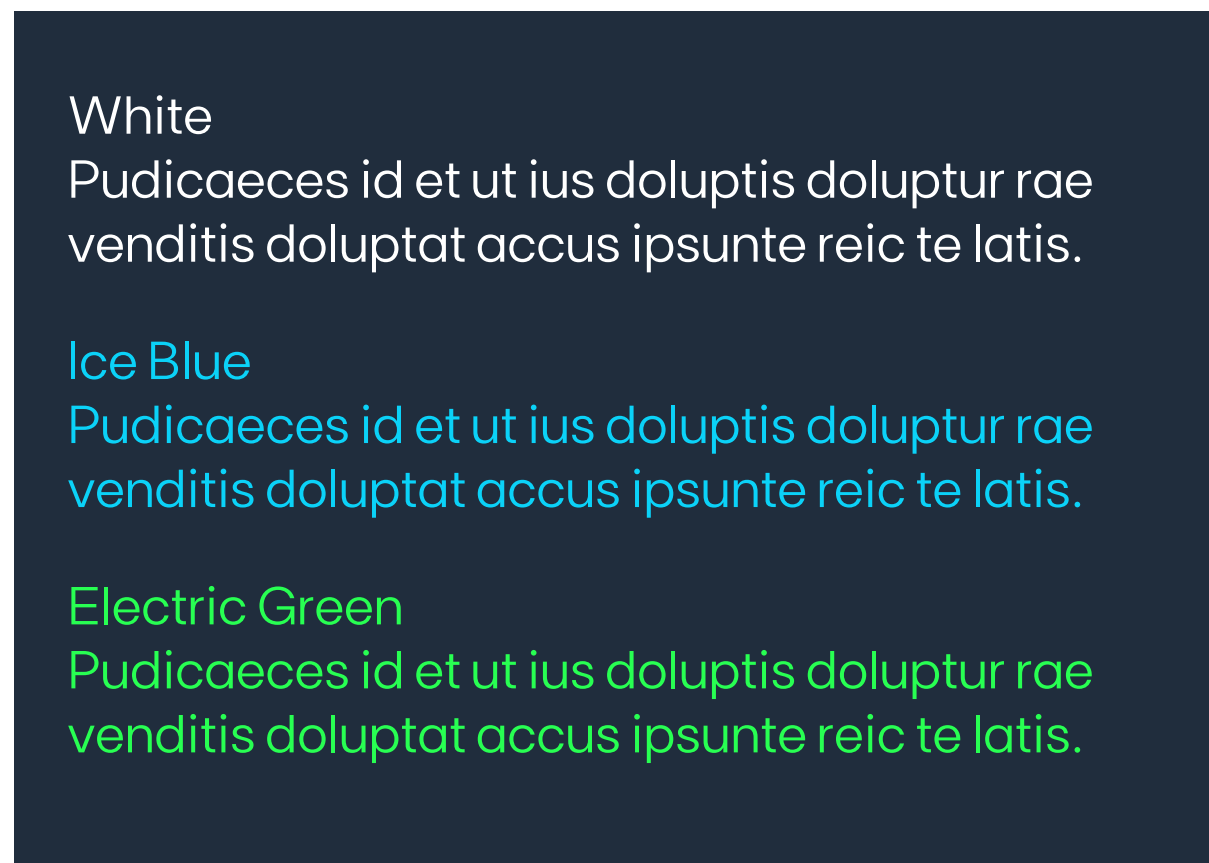
## Normal text

Long blocks of text must always use safe contrast combinations in order to ensure legibility and comfortable reading.

Main blocks of text are always in black or white. The other colours of the palette can be used as captions or highlights.

The examples shown opposite show Web Content Accessibility Guidelines AA passes. To pass, the colour contrast ratio for normal text (up to 14pt) is at least 4.5:1, always ensure this minimum is met.

Production methods may influence the outputs. For example, colour contrast that is not suitable for screen may be suitable for a specific type of print and paper.


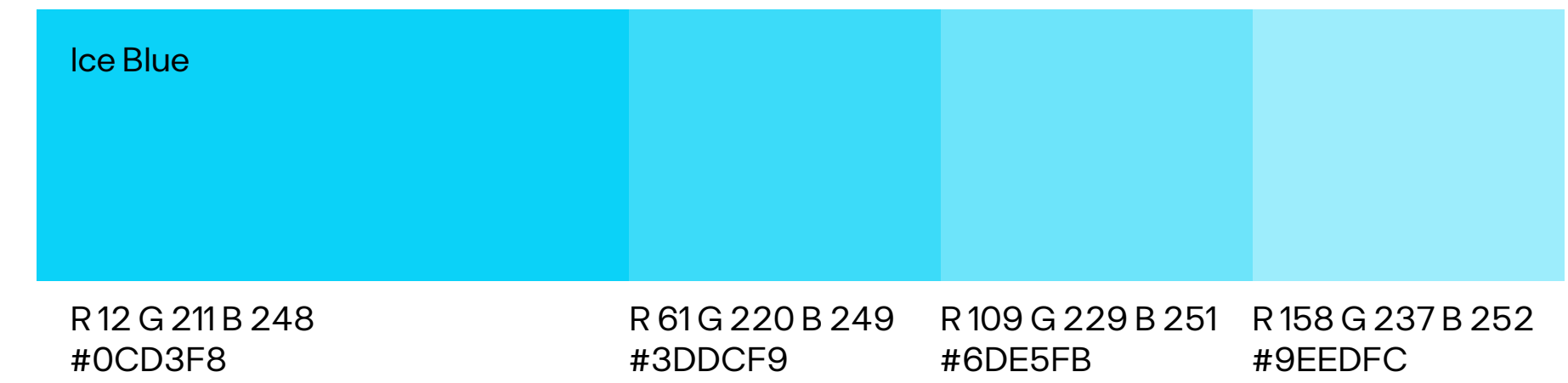








# Colour Web palette

Our colour palette is extended for web to giving the brand a broader range of colours to communicate.

These extended colours must only be used for web and not across other brand communications.

When necessary warning colours have also been added to our colour palette, these are not part of the brand colours.




---

## Web warning colours



# Composition

# Composition

## Margins and layout

Our logo must always be applied in a way that best represents the brand in any layout and format.

### Margins

To optically position the logo in a balanced space, the margins are created accordingly. For standard formats the top and bottom margins are equal to height/40, while left and right margins are equal to height/25. If space is limited follow the minimum safe area for the logo.

### Lockup

The size and scale of our logo within a layout is equal to 4 columns' width on portrait, and 5 columns on landscape. Indicated on this page are the recommended positions for the logo in relation to the layout format.

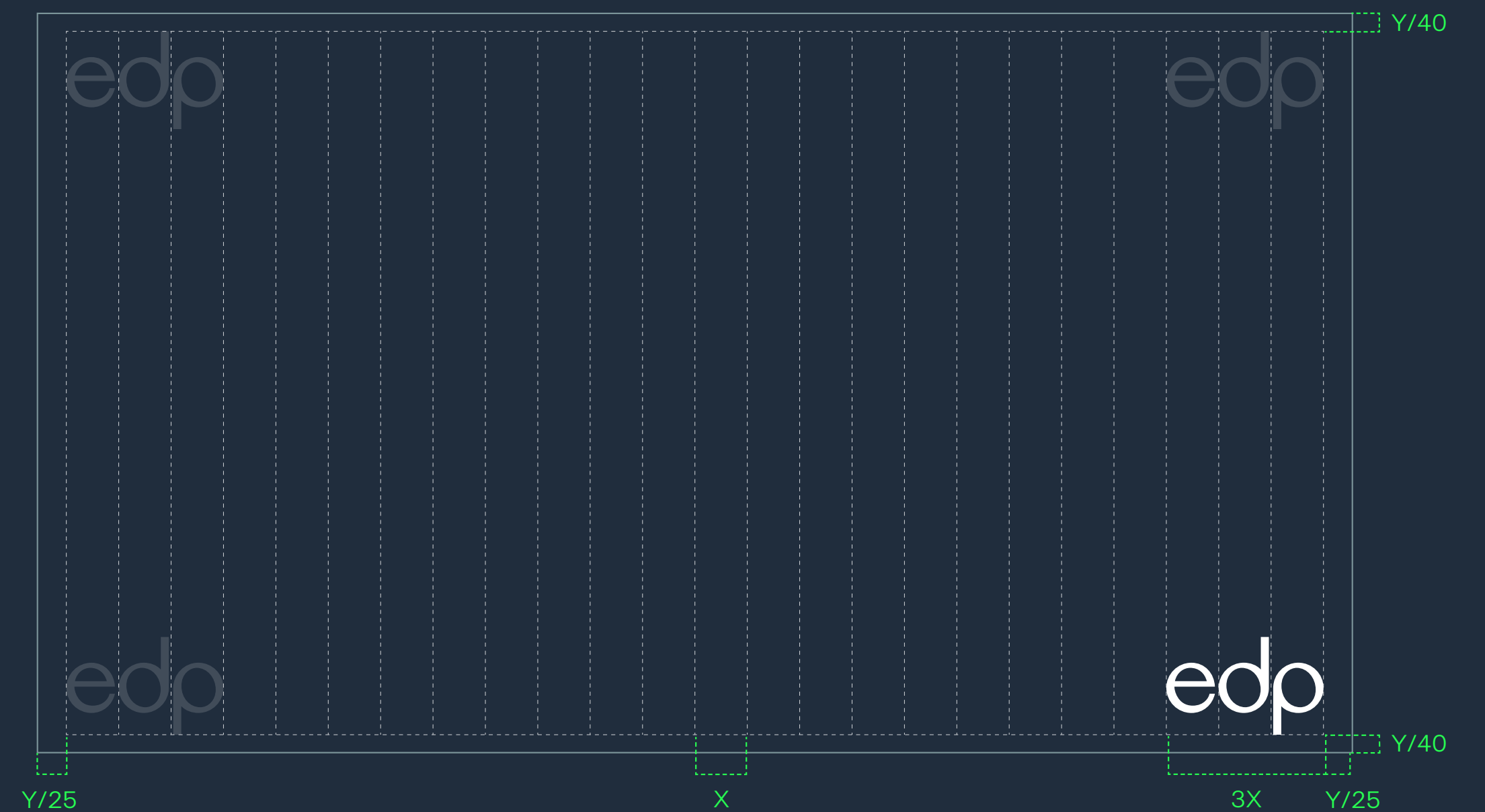
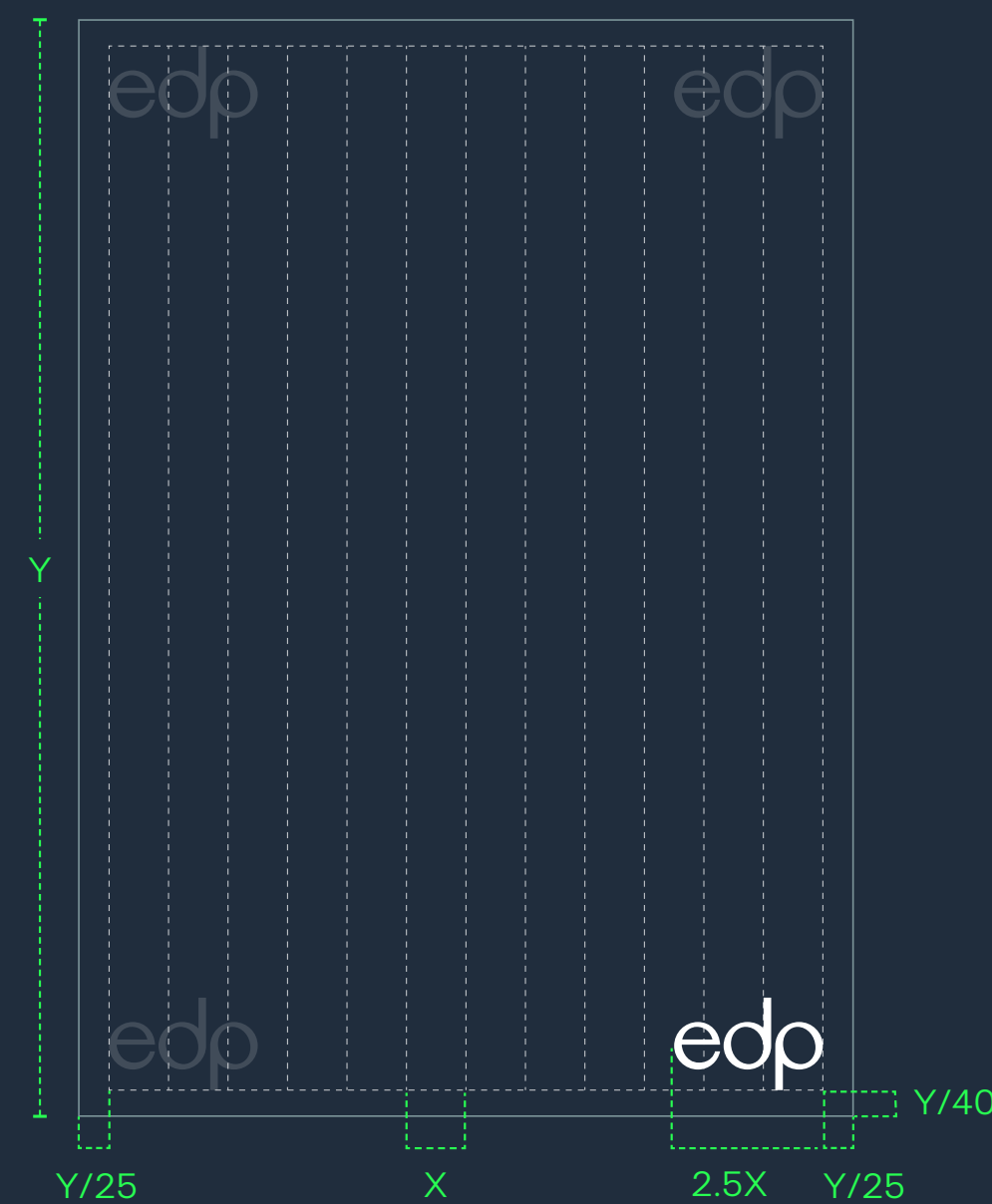
### Wordmark

When the Spiral is within a layout, the wordmark is applied outside of the lockup. The size and scale of our wordmark within a layout is equal to 2.5 columns' width on portrait, and 3 columns on landscape. Our wordmark is always aligned to the top or bottom margin, either centered or aligned to a side margin.

Portrait - ISO A



Landscape HD






# Composition

## Grid


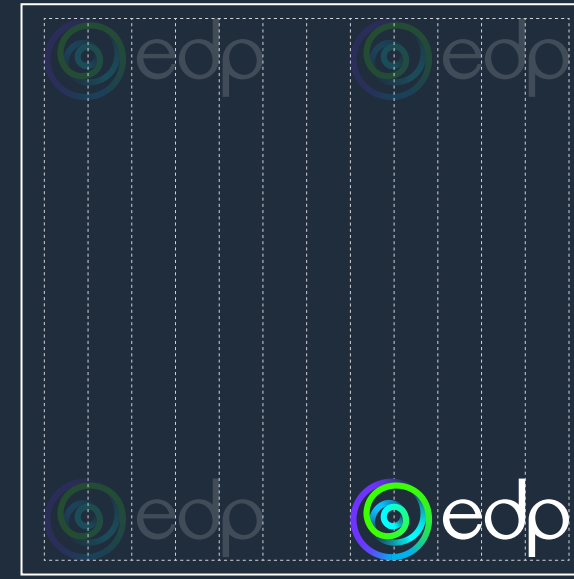
Our layouts follow a simple grid in multiples of 6. This page shows an overview of which grid must be used for standard sizes. Use the closest format to your target size and adjust them accordingly.

Our logos are always anchored to one of the margins or centered on the spread, these schematics show some of the positions it could be applied to.

ISO A 12 columns






Square 12 columns



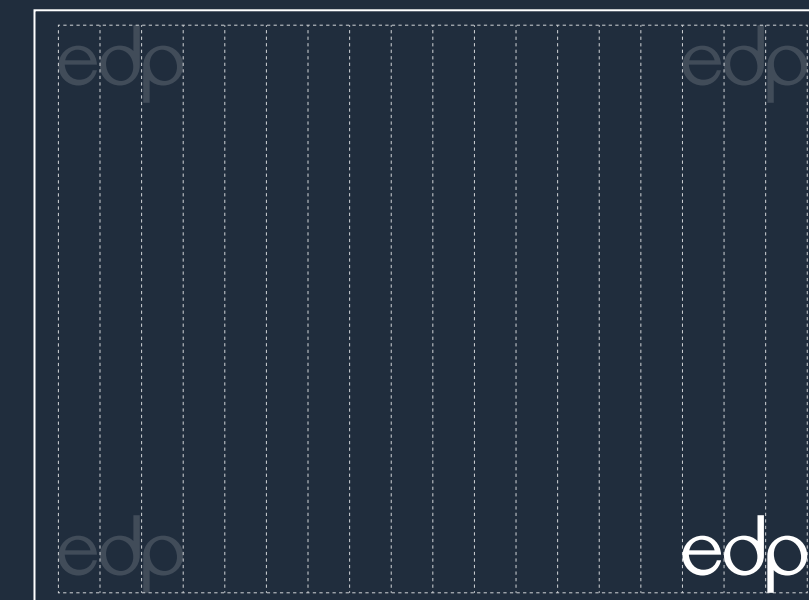
Landscape HD 24 columns



Tall display 6 columns



Website / 4:3 18 columns



## Composition

# Graphic crops

Our spiral is also used as an expressive graphic across our branded elements. This visual treatment allows us to create clear, meaningful and bold design communications, always embracing what our spiral embodies.

# Composition

## Graphic crops

Although a large range of crops can be created a selection of optimum crops have been pre-determined, as the brand evolves more can be added. This page demonstrates examples of the graphic crops applied on landscape and square formats.

Our spiral can be scaled and rotated to best fit the format, when creating new crops our spiral must always remain recognisable and where possible demonstrating the full range of colours.



In general a minimum of 55% of the spiral should always be visible. Exceptions apply for extreme formats and content dependent.

Use this document and supplied templates to ensure continuity and best representation of the brand across all touch points. Templates are for digital use only, for print outputs these should be used as visual guides for best practice.

Landscape



Square



## Graphic crops



This page demonstrates examples of the graphic crops applied on portrait and tall formats.

Use this document and supplied templates to ensure continuity and best representation of the brand across all touch points. Templates are for digital use only, for print outputs these should be used as visual guides for best practice.

Portrait



Tall




# Graphic crops

## Incorrect usage


Although our spiral can be cropped and applied in a variety of crops and sizes, this page demonstrates a few things to avoid when cropping the graphic. Take care to follow the rules outlined in this document.

Landscape



❌ Do not frame the spiral

Square



❌ Do not leave odd gaps within the crop



❌ Do not apply the spiral too small for the format



❌ Do not crop the spiral too much,


## Composition

### Wordmark and spiral

When the spiral is used as an expressive graphic within the layout the wordmark is applied on it's own. The wordmark must only be used in this way when the spiral is already present or in exceptional circumstances.

When the spiral is used as an expressive graphic the wordmark can interact with the spiral more freely, allowing them to interact more.

The size of the wordmark follows the grid for the format, this can be adjusted and scaled up depending on the layout. Please use designers discretion to determine the best size.




## Composition

### Messaging on spiral

When applying messaging over the spiral graphic care needs to be taken to make sure it interacts well with the text.

Look out for legibility over colour and position of the wordmark in comparison to the text. Both elements should have space to 'breathe' and not be cutting each other off in awkward places.

Portrait



Landscape



Square



# Composition

## Exceptional use

Extra wide and tall formats such as web banners are treated as exceptional use, where possible the same rules should apply, otherwise adjusted guidelines are applicable.

When a format doesn't allow for the margin or columns rules to be used (such as web banner 300x50 and 728x90) the width of the format can be used to determine the margin.

Always ensure to follow the minimum size rules for each logo.

Web banner 300x250



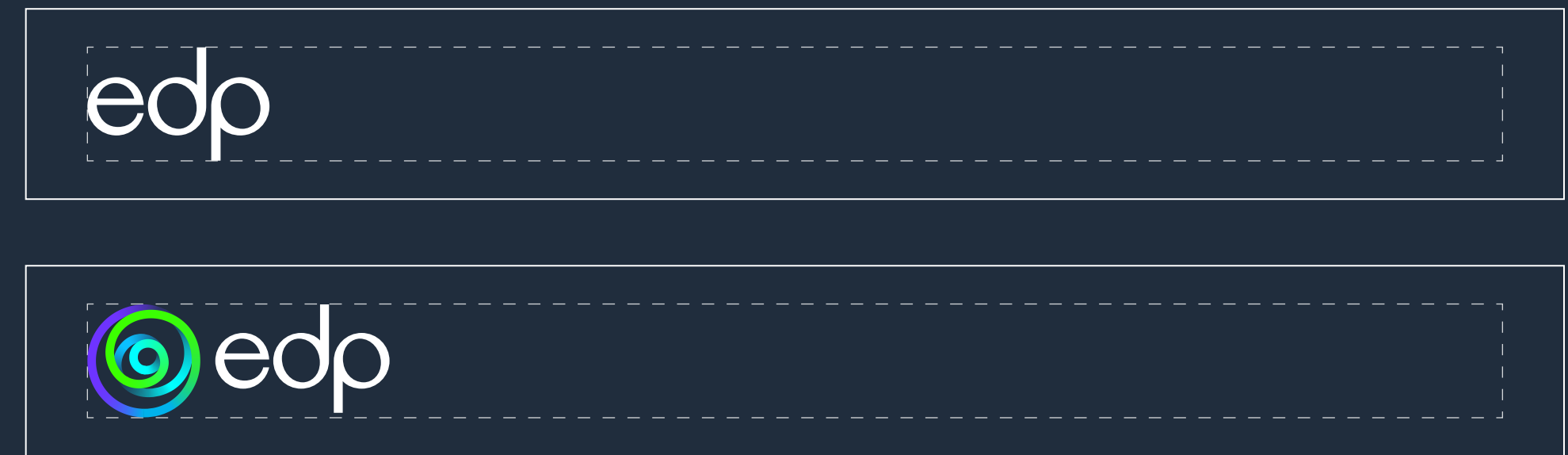
Web banner 336x280



Web banner 160x600



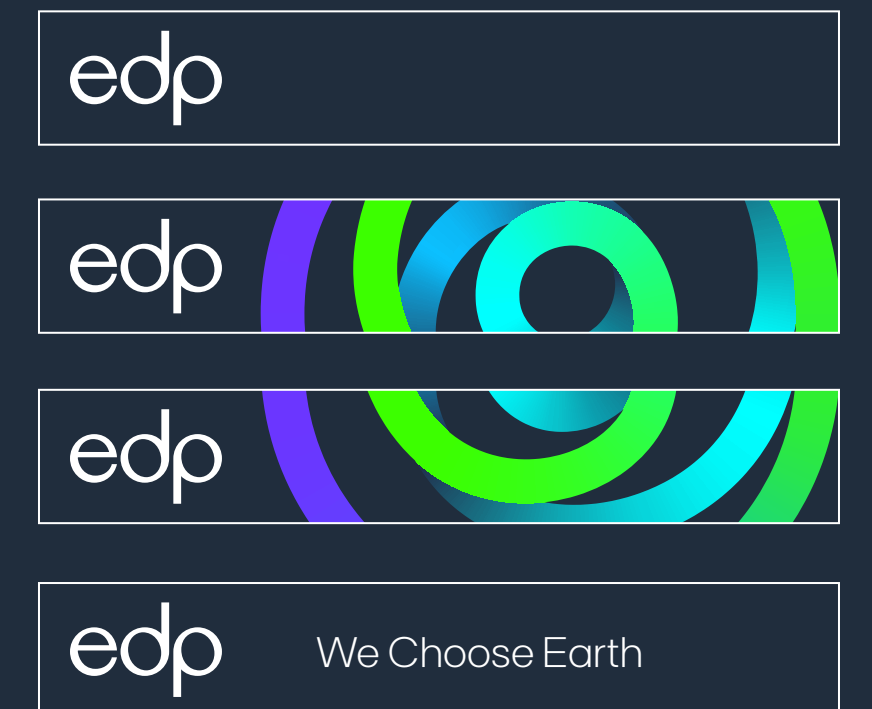
Web banner 300x50



Web banner 300x50



Animated sequence



## Composition

# Spiral on colour

Our spiral is crafted for optimum visibility on backgrounds by using two colour variations.

Take care when applying our spiral or logos to backgrounds always picking the spiral colouring that delivers best contrast.



For use on dark backgrounds



For use on light backgrounds

# Composition

## Logo on colour

The shading of our spiral determines which version of the logo should be applied per background.

When picking between the two versions the brightness of the background is used, any colour below 55% must use the light colour version of our logos. The darkest part of the spiral must not be darker than the background it is sitting on, it should therefore seamlessly blend into the background as much as possible.

When applying our logo to bright colours where our full colour spiral clashes, the transparent greyscale logos must be used. Designers discretion must be used when applying our logo to colours outside our colour palette.

Marine Blue



EDP\_Group\_MasterLogo\_RGB\_Dark\_NEG

Spruce Green



EDP\_Group\_MasterLogo\_RGB\_Dark\_NEG

Slate Grey



EDP\_Group\_MasterLogo\_RGB\_Light\_NEG

White



EDP\_Group\_MasterLogo\_RGB\_Light\_POS

Electric Green



EDP\_Group\_MasterLogo\_RGB\_Greyscale\_Transparent\_POS

Violet Purple



EDP\_Group\_MasterLogo\_RGB\_Greyscale\_Transparent\_NEG

# Composition

## Logo on image

When applying our logo on image high enough contrast must be ensured for best legibility.

To determine this use the darkest shading in our logo, if this is too visible when using the dark version of our logo, the light version must be used.

When applying our logo on image, the white wordmark (NEG) is preferred, use grey wordmark lockup (POS) when legibility isn't achieved.



EDP\_Group\_MasterLogo\_RGB\_Dark\_NEG



EDP\_Group\_MasterLogo\_RGB\_Dark\_NEG



EDP\_Group\_MasterLogo\_RGB\_Light\_NEG



EDP\_Group\_MasterLogo\_RGB\_Light\_POS

# Composition

## Crops on imagery

Our spiral is also used as an expressive graphic element across our branded communications.

Optimum crops have been determined for best use of the graphic elements. Use this document and supplied templates to ensure continuity and best representation of the brand across all touch points.

### Digital

When applying the logo on images for digital outputs the effect is built using two layers:

- Layer 0** – Image
- Layer 1** – RGB spiral set to Lighten, 40–60% opacity
- Layer 2** – RGB spiral set to Hard Light, 90–100% opacity

### Pantone print

When applying the Pantone logo on images the effect is built using three layers:

- Layer 0** – Image
- Layer 1** – White spiral set to Normal, 75% opacity
- Layer 2** – Blue spiral set to Multiply, 100% opacity
- Layer 3** – PMS Green and Purple spiral set to Normal, 100% opacity

### CMYK print

When applying the CMYK logo on image the effect is built using two layers:

- Layer 0** – Image
- Layer 1** – CMYK spiral set to Colour dodge, 100% opacity
- Layer 2** – CMYK spiral set to Multiply, 80% opacity

The settings on this page are optimal but designers discretion must be used depending on the image and output.



Layer 1 – Image




Layer 2 – Spiral (Dark)  
Opacity: 40–60%  
Blending mode: Lighten




Layer 3 – Spiral (Dark)  
Opacity: 90–100%  
Blending mode: Hard Light



Layer 1 – Image



Layer 2 – Spiral (Light)  
Opacity: 40–60%  
Blending mode: Lighten



Layer 3 – Spiral (Light)  
Opacity: 90–100%  
Blending mode: Hard Light

## Composition

### Crops on imagery misuse


To ensure brand recognition and consistency in communications please follow the guidelines in how to apply the spiral as a graphic. This page shows a few examples of misuse of our graphic.



✘ Do not cover the main subject of the image with the spiral graphic




✘ Do not use the dark use spiral on light images, or vice versa



✘ Do not change the effect



✘ Do not use the center of the spiral to focus on a subject



✘ Do not apply the spiral graphic over clashing colourful parts of the image



✘ Do not apply the spiral graphic over busy images if not enough space in format

## Composition

### Center crop

A crafted crop has been created to be used in this format, please use the templated files when applying this crop to a layout. Do not recreate using the logo spiral.

The supplied crop must only be used for landscape formats, if applying to other formats designer's discretion must be used to ensure best reproduction.



# Composition

## Misuse

This page demonstrates a few examples of misuse of layout rules. To ensure brand recognition and consistency in communications take care to follow the rules determined in this document.



✗ Do not use the lockup logo if the spiral is already used in the layout




✗ Do not use the tagline lockup in our communications



✗ Do not use descriptor logos and group logos in the same layout



✗ Ensure text is always legible over the spiral colours and edges aren't crossing through the counters (on text or logo)



✗ Do not use the counter of the spiral to frame any content

# Typography

# Typography

## Our typeface

Our brand typeface is the sans serif FT Base, designed by Frost Type foundry and expertly customised for EDP. The rounded counters and varying weight compliment the dynamism of our symbol and wordmark.

The typeface is modern and human, bringing clarity to all our communications. It allows us to range from technical terms to core messaging without losing the human connection.

### World languages

Our typeface covers the following languages, if using any not listed below please refer to the following pages for which typeface should be used.

Afrikaans, Albanian, Asu, Basque, Bemba, Bena, Cebuano, Chiga, Colognian, Cornish, Corsican, Danish, English, Estonian, Faroese, Filipino, Finnish, French, Friulian, Galician, German, Gusii, Icelandic, Ido, Indonesian, Interlingua, Irish, Italian, Javanese, Jju, Kabuverdianu, Kalaallisut, Kalenjin, Kinyarwanda, Lojban, Low German, Luo, Luxembourgish, Luyia, Machame, Makhuwa-Meetto, Makonde, Malagasy, Malay, Manx, Morisyen, North Ndebele, Northern Sotho, Norwegian Bokmål, Norwegian Nynorsk, Nyanja, Nyankole, Occitan, Oromo, Portuguese, Romansh, Rombo, Rundi, Rwa, Samburu, Sango, Sangu, Sardinian, Scottish Gaelic, Sena, Shambala, Shona, Soga, Somali, South Ndebele, Southern Sotho, Spanish, Swahili, Swati, Swedish, Swiss German, Taita, Taroko, Teso, Tsonga, Tswana, Vunjo, Walloon, Xhosa, Zulu

AaBbCcDdEeFfGgHhIiJjKkLlMmNnOoPpQqRrSsTtUuVvWwXxYyZz

FT Base

Light

*Light Italic*

Book

*Book Italic*

Regular

*Regular Italic*

Medium

*Medium Italic*

Semibold

*Semibold Italic*

AaBbCcDdEeFfGgHhIiJjKkLlMm  
NnOoPpQqRrSsTtUuVvWwXxYyZz  
0123456789€£\$&%@?![ ]()+- =

AaBbCcDdEeFfGgHhIiJjKkLlMm  
NnOoPpQqRrSsTtUuVvWwXxYyZz  
0123456789€£\$&%@?![ ]()+- =

## Typography

### Type hierarchy

Our typography style is confident while accessible, our communications must always feel human and not alienate people from the message through language.

Ensure a clear hierarchy of information is defined to help the reader navigate pages. To achieve this we only use a limited number of styles and sizes. The larger the text the lighter it should be.

Titles can be aligned to the left or centre. All type must be used in sentence case and ligatures are not used.

#### Title

FT Base Light  
At least 4x Body size  
110% Leading  
0 Tracking

We  
Choose  
Earth

#### Subheading

FT Base Semibold  
100% Body size  
120% Leading  
0 Tracking

### We are creating a new energy on the planet

#### Body

FT Base Book  
120% Leading  
0 Tracking

More inclusive. More shared. Greener. Promoting renewable energy on a worldwide scale. Using the power of wind, sun and water, to be all green by 2030<sup>1</sup>. Accelerating decarbonization, to achieve carbon neutrality. Investing €24 billion in the energy transition. Duplicating the capacity in solar and wind power. Betting on new technologies, such as green hydrogen. Leading the way in sustainability indexes.

#### Caption

FT Base Book  
50% Body size  
140% Leading  
0 Tracking

<sup>1</sup> In 2015, the United Nations defined 17 Sustainable Development Goals (SDGs). And with these SDGs, a deadline to comply with them: 2030. These goals aim to end poverty, combat inequality, and prevent climate change through the joint work of governments, businesses, and citizens.

# Typography

## Tabular figures

For clear communication of data throughout our brand, a tabular figure alternative of the number 1 is used.

Tabular figures ensure all numbers have the same horizontal space, creating neater numeral alignment. This alternative must be used when creating number heavy layouts.

Without tabular figures

€311,00  
587,11  
67,55

With tabular figures

€311,00  
587,11  
67,55

Revenues aligned with EU taxonomy (%)  
Scope 1 & 2 emissions (gCO2e/kWh)  
Renewables generation (%)  
Coal installed capacity (%)  
Total waste (kt)

|                                       | 2020 | 2025 | 2030 |
|---------------------------------------|------|------|------|
| Revenues aligned with EU taxonomy (%) | 58   | 70   | 80   |
| Scope 1 & 2 emissions (gCO2e/kWh)     | 157  | 100  | 0    |
| Renewables generation (%)             | 74   | 85   | 100  |
| Coal installed capacity (%)           | 8    | 0    | 0    |
| Total waste (kt)                      | 309  | 118  | 30   |

Revenues aligned with EU taxonomy (%)  
Scope 1 & 2 emissions (gCO2e/kWh)  
Renewables generation (%)  
Coal installed capacity (%)  
Total waste (kt)

|                                       | 2020 | 2025 | 2030 |
|---------------------------------------|------|------|------|
| Revenues aligned with EU taxonomy (%) | 58   | 70   | 80   |
| Scope 1 & 2 emissions (gCO2e/kWh)     | 157  | 100  | 0    |
| Renewables generation (%)             | 74   | 85   | 100  |
| Coal installed capacity (%)           | 8    | 0    | 0    |
| Total waste (kt)                      | 309  | 118  | 30   |

# Typography

## Fallback typeface

When FT Base cannot be used our fallback typeface is Arial, this typeface is a Windows default font and should be available to anyone to use.

Use of this typeface must be reserved for very extreme circumstances, FT Base must be installed and used where possible. Arial must not be used for customer facing communications.

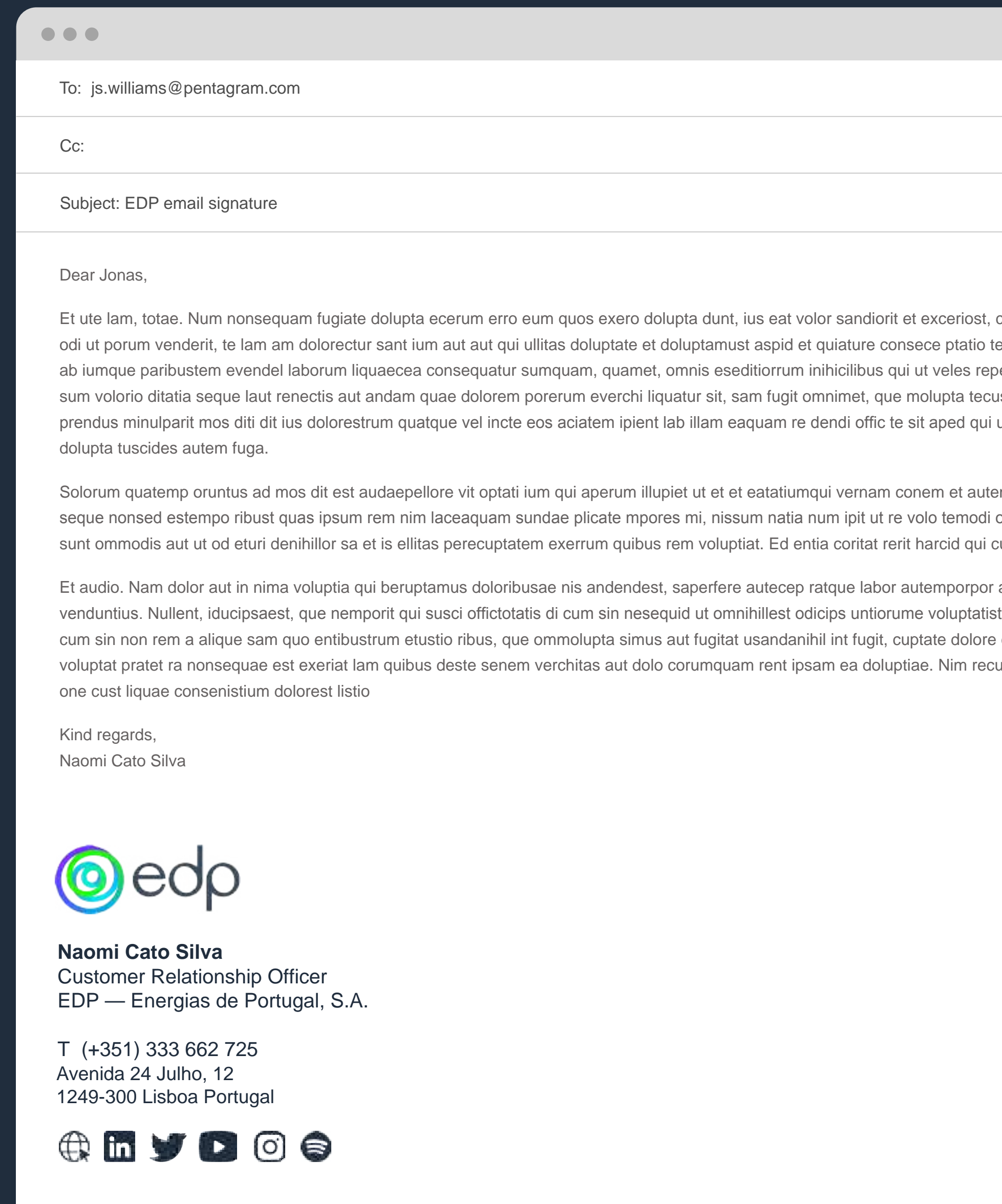
### FT Base

AaBbCcDdEeFfGgHhIi  
JjKkLlMm NnOoPpQqRr  
SsTtUuVvWwXxYyZz

### Arial - Fallback

AaBbCcDdEeFfGgHhIi  
JjKkLlMm NnOoPpQqRr  
SsTtUuVvWwXxYyZz

\* When applying our logo in an email signature, please use the correct version of the logo artwork: EDP\_Group\_EmailSignature\_65px.png, EDP\_Group\_EmailSignature\_72px.png, or EDP\_Group\_EmailSignature\_100px.png



## Typography

### Polish

When communicating in a language not covered by our brand typeface FT Base an alternative typeface has been defined. When communicating in Polish the typeface Mulish is used.

Mulish is a minimalist Sans Serif typeface, designed for both display and text typography.

Within our brand Mulish can be used in the weights Light, Regular, Medium and Semibold.

Mulish can be accessed from Google fonts, free to use and licensed under the Open Font License.

# Zmieniamy jutro teraz

Mulish Light

AaĄąBbCcĆćDdEeĘęFfGgHhIiJjKk  
LlłłMmNnŃńOoÓóPpRrSsŚśTtUu  
WwYyZzŻżŹź

Mulish Regular

AaĄąBbCcĆćDdEeĘęFfGgHhIiJjKk  
LlłłMmNnŃńOoÓóPpRrSsŚśTtUu  
WwYyZzŻżŹź

Mulish Semibold

AaĄąBbCcĆćDdEeĘęFfGgHhIiJjKk  
LlłłMmNnŃńOoÓóPpRrSsŚśTtUu  
WwYyZzŻżŹź

When communicating in a language not covered by our brand typeface FT Base an alternative typeface has been defined. When communicating in Czech the typeface Mulish is used.

Mulish is a minimalist Sans Serif typeface, designed for both display and text typography.

Within our brand Mulish can be used in the weights Light, Regular, Medium and Semibold.

Mulish can be accessed from Google fonts, free to use and licensed under the Open Font License.

Změna

zítra nyní

Mulish Light

AaÁáBbCcČčDdĎďEeÉéĚěFfGgHhCHch  
IiÍíJjKkLlMmNnŇňOoÓóPpQqRrŘřSsŠšTt  
ŤťUuÚúŮůVvWwXxYyÝýZzŽž

Mulish Regular

AaÁáBbCcČčDdĎďEeÉéĚěFfGgHhCHch  
IiÍíJjKkLlMmNnŇňOoÓóPpQqRrŘřSsŠšTt  
ŤťUuÚúŮůVvWwXxYyÝýZzŽž

Mulish Semibold

AaÁáBbCcČčDdĎďEeÉéĚěFfGgHhCHch  
IiÍíJjKkLlMmNnŇňOoÓóPpQqRrŘřSsŠšTt  
ŤťUuÚúŮůVvWwXxYyÝýZzŽž

When communicating in a language not covered by our brand typeface FT Base an alternative typeface has been defined. When communicating in Greek the typeface Manrope is used.

Manrope is an open source modern sans-serif typeface, it employs minimal stroke thickness variations and a semi-closed aperture.

Within our brand Manrope can be used in the weights Light, Regular, Medium and Semibold.

Manrope can be accessed from Google fonts, free to use and licensed under the Open Font License.

Αλλάζει  
αύριο τώρα

Manrope Light

ΑαΒβΓγΔδεΖζηΗηΘθΙιΚκΛλΜμΝν  
ΞξΟοΠπΡρΣσ/ςΤτΥυΦφΧχΨψΩω

Manrope Regular

ΑαΒβΓγΔδεΖζηΗηΘθΙιΚκΛλΜμΝν  
ΞξΟοΠπΡρΣσ/ςΤτΥυΦφΧχΨψΩω

Manrope Semibold

ΑαΒβΓγΔδεΖζηΗηΘθΙιΚκΛλΜμΝν  
ΞξΟοΠπΡρΣσ/ςΤτΥυΦφΧχΨψΩω

When communicating in a language not covered by our brand typeface FT Base an alternative typeface has been defined. When communicating in Cyrillic languages the typeface Mulish is used.

Mulish is a minimalist Sans Serif typeface, designed for both display and text typography.

Within our brand Mulish can be used in the weights Light, Regular, Medium and Semibold.

Mulish can be accessed from Google fonts, free to use and licensed under the Open Font License.

# Изменение завтра сейчас

Mulish Light

АБВГГДТЪГЕÈËЄЖЗЗ́СИІЙЙКЛЛ  
МННЬОО́ПРС́ТТ́ЌУУ́ЙФХЦЧЦШ  
ЩЪЫЬЭЮЯ

Mulish Regular

АБВГГДТЪГЕÈËЄЖЗЗ́СИІЙЙКЛЛ  
МННЬОО́ПРС́ТТ́ЌУУ́ЙФХЦЧЦШ  
ЩЪЫЬЭЮЯ

Mulish Semibold

АБВГГДТЪГЕÈËЄЖЗЗ́СИІЙЙКЛЛ  
МННЬОО́ПРС́ТТ́ЌУУ́ЙФХЦЧЦШ  
ЩЪЫЬЭЮЯ



When communicating in a language not covered by our brand typeface FT Base an alternative typeface has been defined. When communicating in Japanese the typeface Noto Sans JP is used.

Noto Sans is a font family created with the aim to ensure a visual harmony across languages, currently covers over 1,000 languages and 150 writing systems.

Within our brand Noto Sans JP can be used in the weights Light, Regular, Medium and Bold.

All Noto fonts are accessible from Google fonts, free to use and licensed under the Open Font License.

# 今明日変わる

Noto Sans JP Light

ああいうええおおかがきぎくぐけげこごさざしじすず  
せぜそぞただちちつつつてでとどなにぬねのはばぱひ  
びびふぶふへべへほほほまみむめもややゆゆよよらりる  
れろわわみゑをんづかけ  
= アアイウウエエオオカガキギクグケゲコゴサザシジス  
ズセゼソゾタダチヂッツツツテテトドナニヌネノハバヅパヒビ  
ピフブプへべへほほほまみむめもややゆゆよよらりる  
ろろわわみゑをんづかけ

Noto Sans JP Medium

ああいうええおおかがきぎくぐけげこごさざしじすず  
せぜそぞただちちつつつてでとどなにぬねのはばぱひ  
びびふぶふへべへほほほまみむめもややゆゆよよらりる  
れろわわみゑをんづかけ  
= アアイウウエエオオカガキギクグケゲコゴサザシジス  
ズセゼソゾタダチヂッツツツテテトドナニヌネノハバヅパヒビ  
ピフブプへべへほほほまみむめもややゆゆよよらりる  
ろろわわみゑをんづかけ

## Typography

# Chinese (Simplified and Traditional)

When communicating in a language not covered by our brand typeface FT Base an alternative typeface has been defined. When communicating in Chinese the typeface Noto Sans SC is used.

Noto Sans is a font family created with the aim to ensure a visual harmony across languages, currently covers over 1,000 languages and 150 writing systems.

Within our brand Noto Sans SC can be used in the weights Light, Regular, Medium and Bold. This version of Noto Sans covers both Simplified and Traditional Chinese characters.

All Noto fonts are accessible from Google fonts, free to use and licensed under the Open Font License.

# ☒在改明天

Noto Sans SC Light

一 二 三 四 五 六 七 八 九 十 百 千 上 下 左 右 中 大 小 月 日  
年 早 木 林 山 川 土 空 田 天 生 花 草 虫 犬 人 名 女 男 子 目  
耳 口 手 足 ☒ 音 力 氣 円 入 出 立 休 先 夕 本 文 字 学 校 村  
町 森 正 水 火 玉 王 石 竹 糸 ☒ ☒ 金 雨 赤 青 白 数 多 少 万  
半 形 太 ☒ 広 ☒ 点 丸 交 光 角 ☒ 直 ☒ 矢 弱 强 高 同 ☒ 母  
父 姊 兄 弟 妹 自 友 体 毛 ☒ ☒ 首 心 ☒ 曜 朝 昼 夜 分 周 春

Noto Sans SC Regular

夏 秋 冬 今 新 古 ☒ 方 北 南 ☒ 西 ☒ 近 前 后 内 外 ☒ 地 国  
园 谷 野 原 里 市 京 ☒ 雪 云 池 海 岩 星 室 户 家 寺 通 门 道  
☒ 言 答 声 ☒ ☒ 読 ☒ ☒ ☒ 画 绘 工 教 晴 思 考 知 才 理  
算 作 元 食 肉 ☒ 牛 ☒ ☒ 羽 ☒ 麦 米 茶 色 黄 黑 来 行 归 步  
走 止 活 店 ☒ 壳 午 汽 弓 回 会 ☒ 船 明 社 切 ☒ 每 合 当 台  
乐 公 引 科 歌 刀 番 用 何 ☒ 黑 ☒ 橙 ☒ ☒ 靛 紫 住 衣 育 ☒





When communicating in a language not covered by our brand typeface FT Base an alternative typeface has been defined. When communicating in Thai the typeface Noto Sans Thai is used.

Noto Sans is a font family created with the aim to ensure a visual harmony across languages, currently covers over 1,000 languages and 150 writing systems.

Within our brand Noto Sans Thai can be used in the weights Light, Regular, Medium and Bold.

All Noto fonts are accessible from Google fonts, free to use and licensed under the Open Font License.

# เปลี่ยนพร้อมนี้แล้ว

Noto Sans Thai Light

กขชคคชงจฉชชฌณญฎฏฐฑฒณดตถก  
ธนบปผฝพฟภมยรฤลฎวศษหฬ่อฮฯ

Noto Sans Thai Regular

กขชคคชงจฉชชฌณญฎฏฐฑฒณดตถก  
ธนบปผฝพฟภมยรฤลฎวศษหฬ่อฮฯ

Noto Sans Thai Medium

กขชคคชงจฉชชฌณญฎฏฐฑฒณดตถก  
ธนบปผฝพฟภมยรฤลฎวศษหฬ่อฮฯ

When communicating in a language not covered by our brand typeface FT Base an alternative typeface has been defined. When communicating in Tamil the typeface Noto Sans Tamil is used.

Noto Sans is a font family created with the aim to ensure a visual harmony across languages, currently covers over 1,000 languages and 150 writing systems.

Within our brand Noto Sans Tamil can be used in the weights Light, Regular, Medium and Bold.

All Noto fonts are accessible from Google fonts, free to use and licensed under the Open Font License.

நாளடை  
மாற்றுகிறேன்

Noto Sans Tamil Light

அஆஇஈஉஊஎஏஐஒஓஒளகஙசஜஞ  
டணதநனபமயரறலளழவஸஷஸஹ

Noto Sans Tamil Regular

அஆஇஈஉஊஎஏஐஒஓஒளகஙசஜஞ  
டணதநனபமயரறலளழவஸஷஸஹ

Noto Sans Tamil Medium

அஆஇஈஉஊஎஏஐஒஓஒளகஙசஜஞ  
டணதநனபமயரறலளழவஸஷஸஹ

# Typography

## Type overview

Use the table below as reference for which type weight must be used when applying alternative typefaces, when there is no direct equivalent designers discretion must be used.

In non latin languages 'EDP' and other latin alphabet words must always be written in FT Base.

| FT Base                | Mulish                 | Manrope     | Noto Sans JP | Noto Sans SC | Noto Sans KR | Noto Sans Khmer | Noto Sans Thai   | Noto Sans Tamil | Arial (fallback only) |
|------------------------|------------------------|-------------|--------------|--------------|--------------|-----------------|------------------|-----------------|-----------------------|
| Light                  | Light                  | Extra light | Thin 文章      | Thin 文本      | Thin 텍스트     | Light អត្ថបទ    | Light ข้อความ    | Light உரை       |                       |
| <i>Light italic</i>    | <i>Light italic</i>    |             |              |              |              |                 |                  |                 |                       |
| Book                   | Regular                | Light       | Light 文章     | Light 文本     | Light 텍스트    |                 |                  |                 |                       |
| <i>Book italic</i>     | <i>Regular italic</i>  |             |              |              |              |                 |                  |                 |                       |
| Regular                | Medium                 | Regular     | Regular 文章   | Regular 文本   | Regular 텍스트  | Regular អត្ថបទ  | Regular ข้อความ  | Regular உரை     | Regular               |
| <i>Regular italic</i>  | <i>Medium italic</i>   |             |              |              |              |                 |                  |                 | <i>Regular italic</i> |
| Medium                 | Semibold               | Medium      | Medium 文章    | Medium 文本    | Medium 텍스트   | Medium អត្ថបទ   | Medium ข้อความ   | Medium உரை      |                       |
| <i>Medium italic</i>   | <i>Semibold italic</i> |             |              |              |              |                 |                  |                 |                       |
| Semibold               | Bold                   | Semibold    | Bold 文章      | Bold 文本      | Bold 텍스트     | Semibold អត្ថបទ | Semibold ข้อความ | Semibold உரை    | Bold                  |
| <i>Semibold italic</i> | <i>Bold italic</i>     |             |              |              |              |                 |                  |                 | <i>Bold italic</i>    |

# Imagery and Graphics

# Imagery Nature

Nature is at the core aim of everything we do and our vision for the future. Our photography celebrates the big and the small, ranging from vast landscapes to single stems.

Our imagery style is simple and true to nature, colours should not be manipulated, or subjects posed. We celebrate the trueness of nature.



# Imagery People

Our imagery aims to capture the moments where people are closest to nature, it should inspire viewers to search for that feeling.


People must look candid and not staged, and always within context, make sure the nature surrounding them is always clearly visible.



# Imagery Electricity

Electricity is core to our day to day life, it ranges from the video calls to distant family to powering our cars. Our imagery must celebrate the moments in people's lives when energy is present and enabling our life.

This style of photography must be discreet in making the electricity the focus. Electricity use must always be shown in context and always connecting it to a person using it, even when people are not in the photograph.



# Imagery Technology

Technology enables us at EDP to develop further and reach our commitments to the planet. Our photography must celebrate these feats of technology.

Our technology style of photography is hopeful and inspiring, it can range from large scale wind farms out at sea to the single solar panel cells. When possible our technology should be shown in context and in the environment it lives in.



# Imagery Staff

Our people are the core of driving EDP forward and innovating the energy industry. Our photography celebrates every individual involved, from the board to the engineers on the road.

Our photography style is candid and natural, people must be depicted in context of their work environment



# Illustration

Our illustration style is modern and human, using simple lines and colour to depict everyday moments. Created by Nata Schepy, a Ukrainian illustrator based in The Netherlands.

We use one highlight colour per illustration, each one has been created with a specified area for highlight.

Illustration should be used with moderation and requests validation of Brand Global Unit team.



Our energy



Our heart

# Graphics

## Illustration on colour

Our illustrations can be applied differently depending on the background it sits on.

### Light backgrounds

On lighter backgrounds such as white or Slate Grey our illustration is applied with black lines and highlighted sections. Any of our highlight colours can be used, use designers discretion for best colour combination.

### Bright backgrounds

When a bright colour is used as the background our illustration is applied only in black.

### Dark backgrounds


When sitting on a dark background such as Marine Blue the illustration can be applied in a silver colour to ensure best legibility.

These can also be applied using a highlight colour throughout. In this instance our illustrations must only be applied in Ice Blue or Electric Green.


Slate Grey



Electric Green



Marine Blue



Spruce Green



## Illustration usage

Our illustrations are adaptable and template files have been created to allow colour variations to be created. Each illustration is made up of three elements: Highlight fill, People fill and Outline.

Each illustrator file has these elements already split per layer, to change the colour of each select the .tif file and pick the desired swatch colour.

### Layer 1 – Highlight

Highlights can be filled using any of our highlight colours, always ensure best contrast with the background the illustration will be applied to.

### Layer 2 – Person (optional)

When more contrast is necessary a fill can be added to the person/people in the illustration. This layer is optional and must always be used using white colour.

### Layer 3 – Outline

The outline layer must always be on top and can be recoloured depending on the background colour.

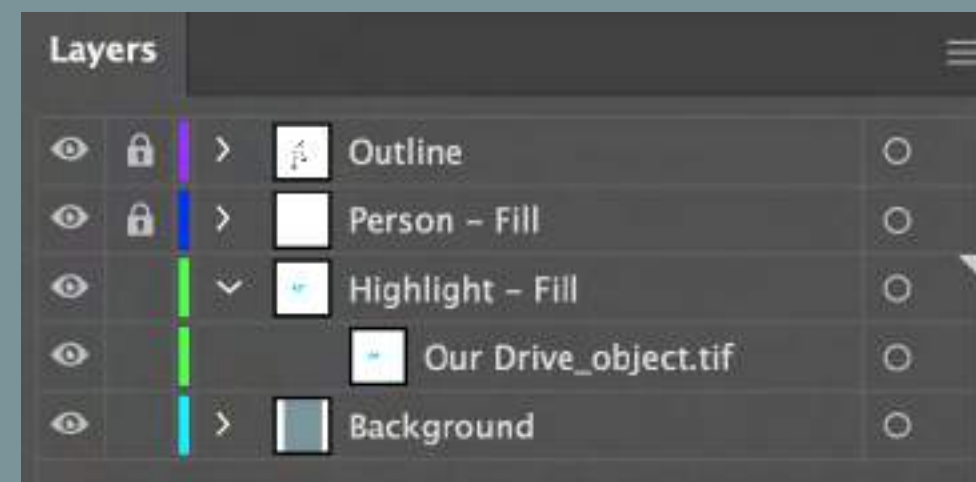
Layer 1 – Highlight



Layer 2 – Person (optional)



Layer 3 – Outline


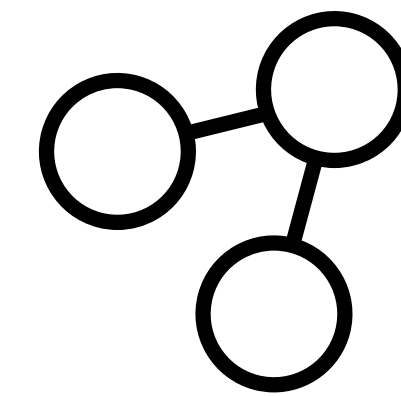
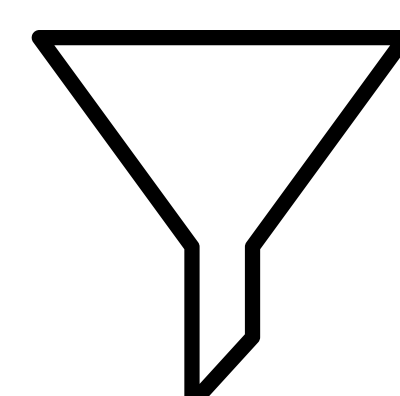



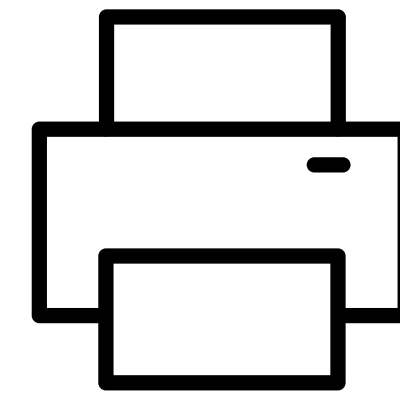

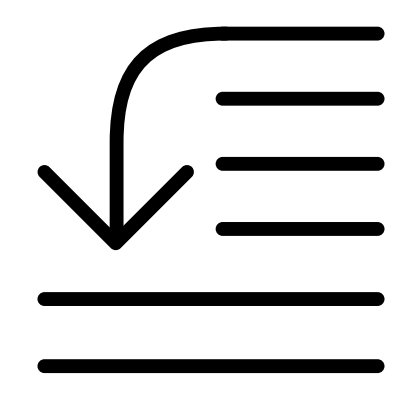

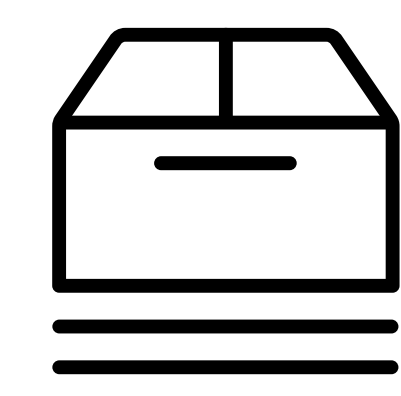



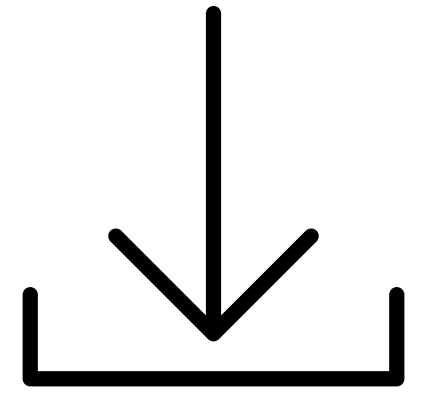

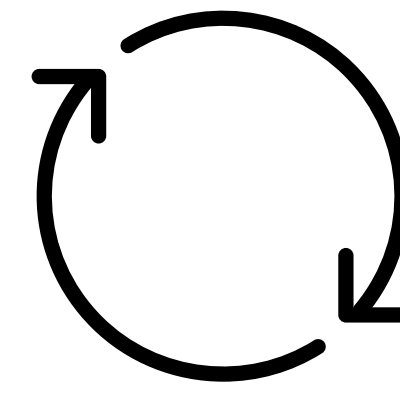
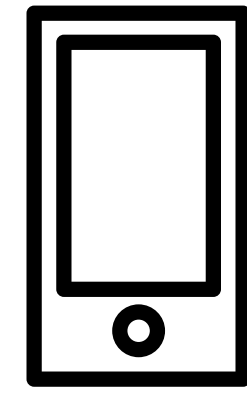



# Graphics

## Iconography

The icons that make up the brand icon library are fundamental to the construction and use of the brand. The iconography is designed with medium outline, rounded corners, little detail but it is easy to read.

Note:  
To integrate our existing icon library with the new brand some adjustments are made. Icons are simplified by closing gaps that were connected to the previous typeface, and simplifying any that feel too detailed.


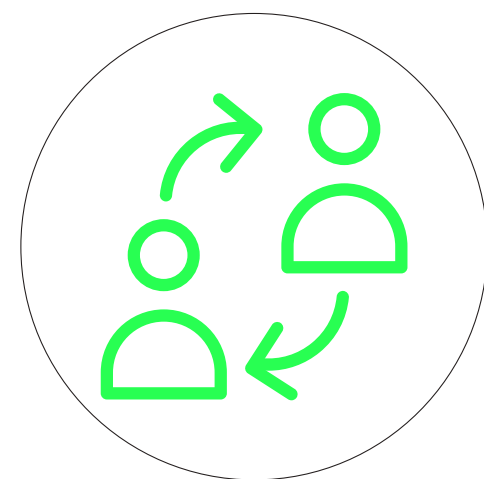

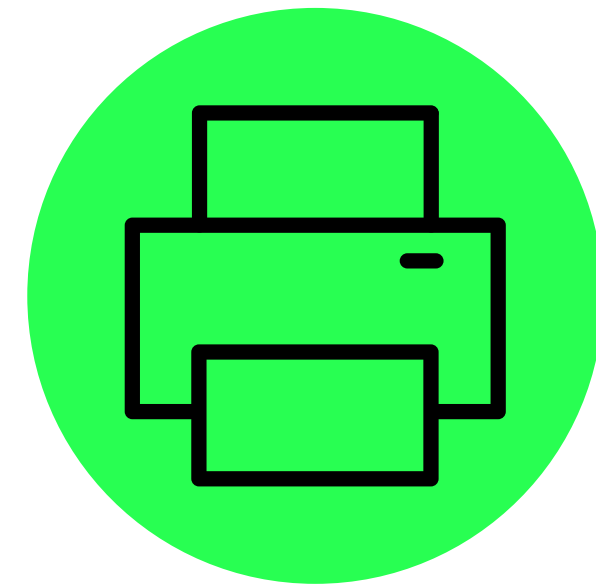

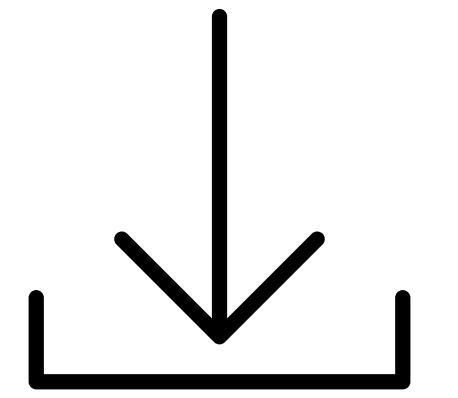

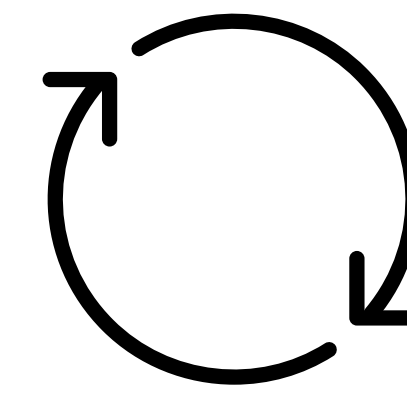




# Graphics

## Iconography on colour

Our icons can be applied on any of our colours, they are always used in either white black or one of our highlight colours. Always check accessibility for best contrast.

✘ Always ensure clear legibility when applying the icons on colour backgrounds. Colour text guidance on page 43 should in general also be followed for icons (exceptions may apply)



# Graphics Infographics

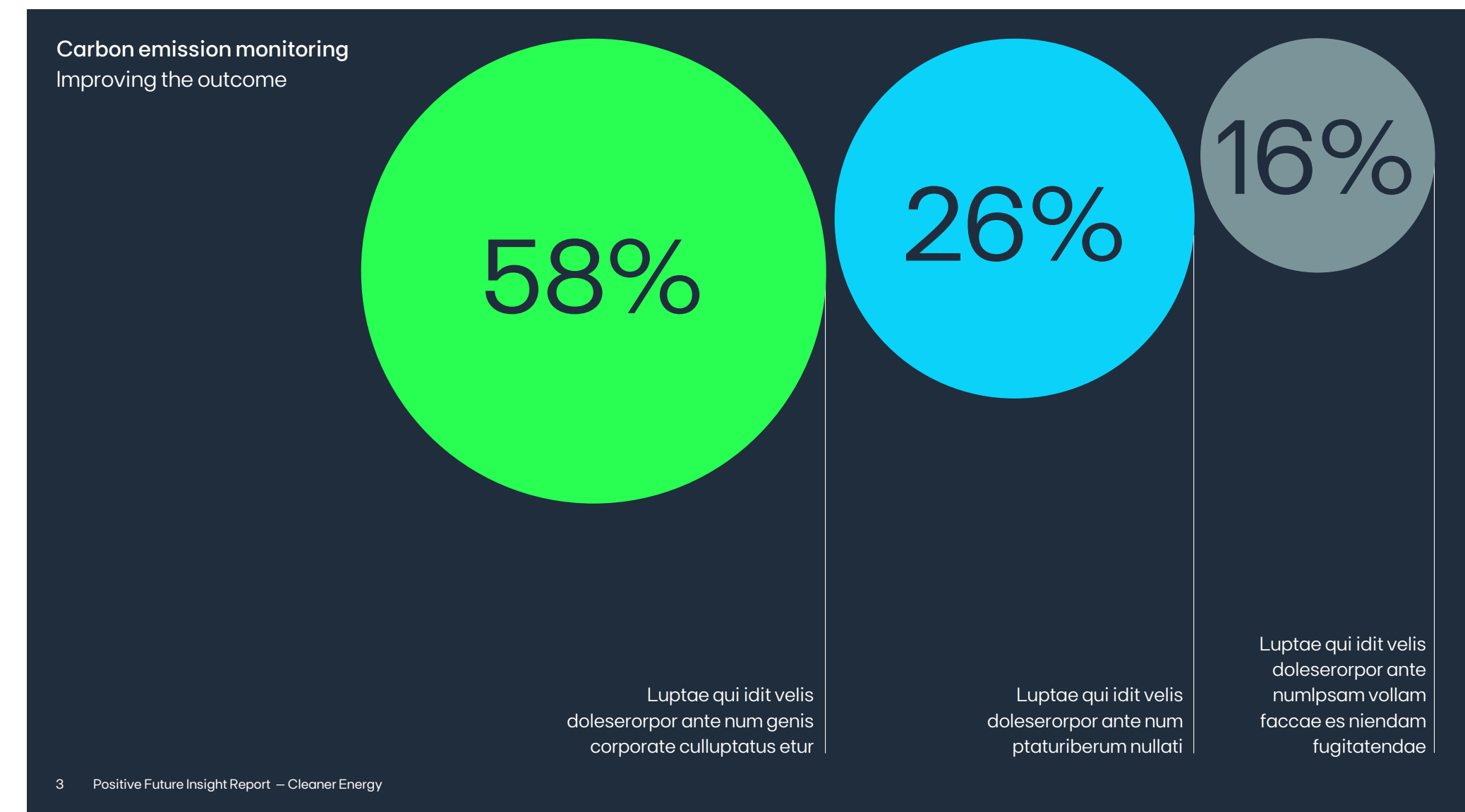
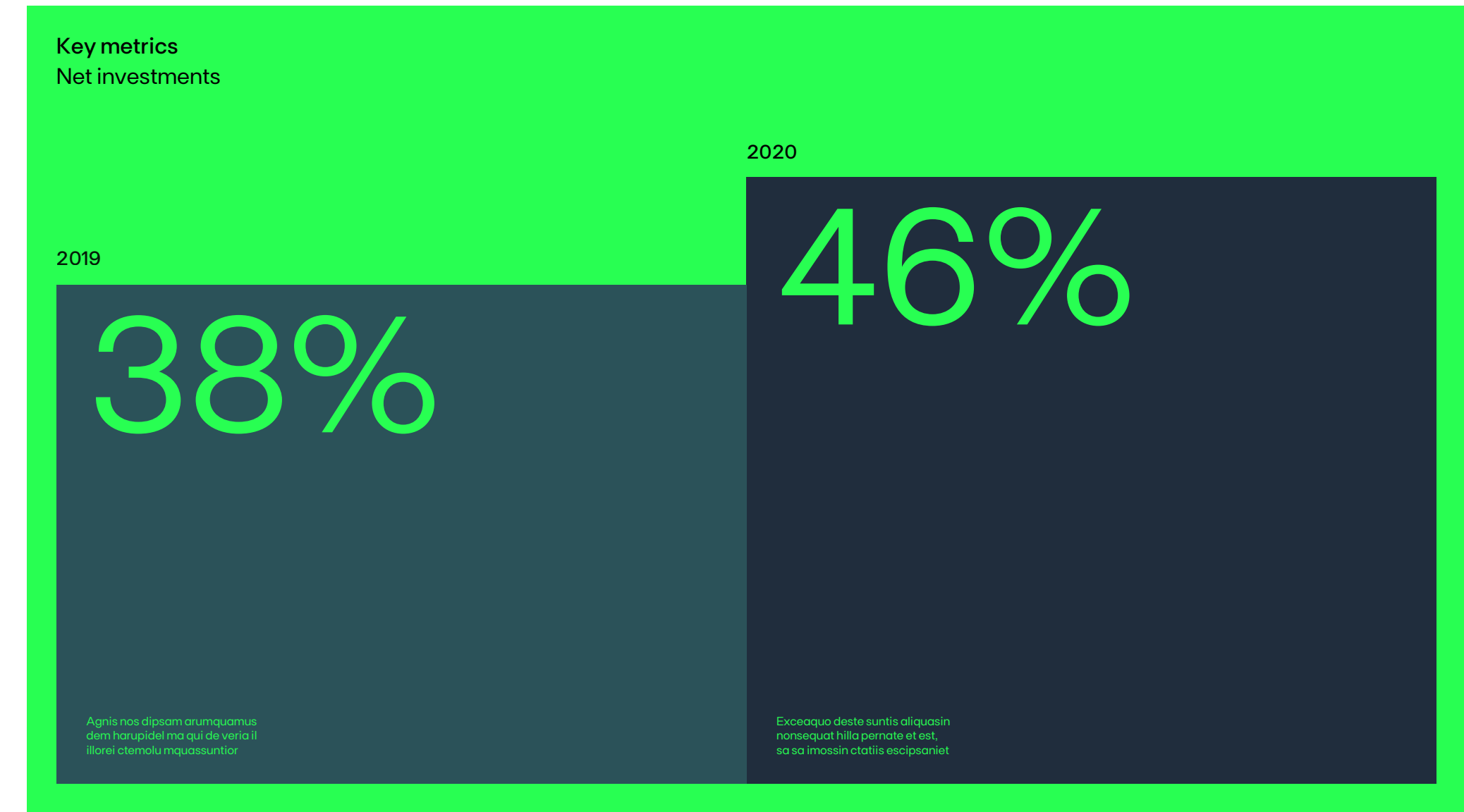
Our infographics are clear and simple, using colours and type to communicate data.

Our colour palette is used to highlight and differentiate information. To ensure clear readability, avoid the use of decorative elements.

Print



Powerpoint presentation



# Motion and Sound

## Motion and Sound

# Our brand in motion

When our brand is in motion the energy and constant evolution represented in the spiral is enhanced even further.

### Animation

Our spiral can rotate, draw on and more movement is added by adding motion to the colours.

Do not distort or 'break' the spiral in any way, the notion of unity must always be present.

### Sonic branding

Our brand mnemonic is based on the nature that our entire brand is based on. Using the wind and water our sound is elegant and positive.

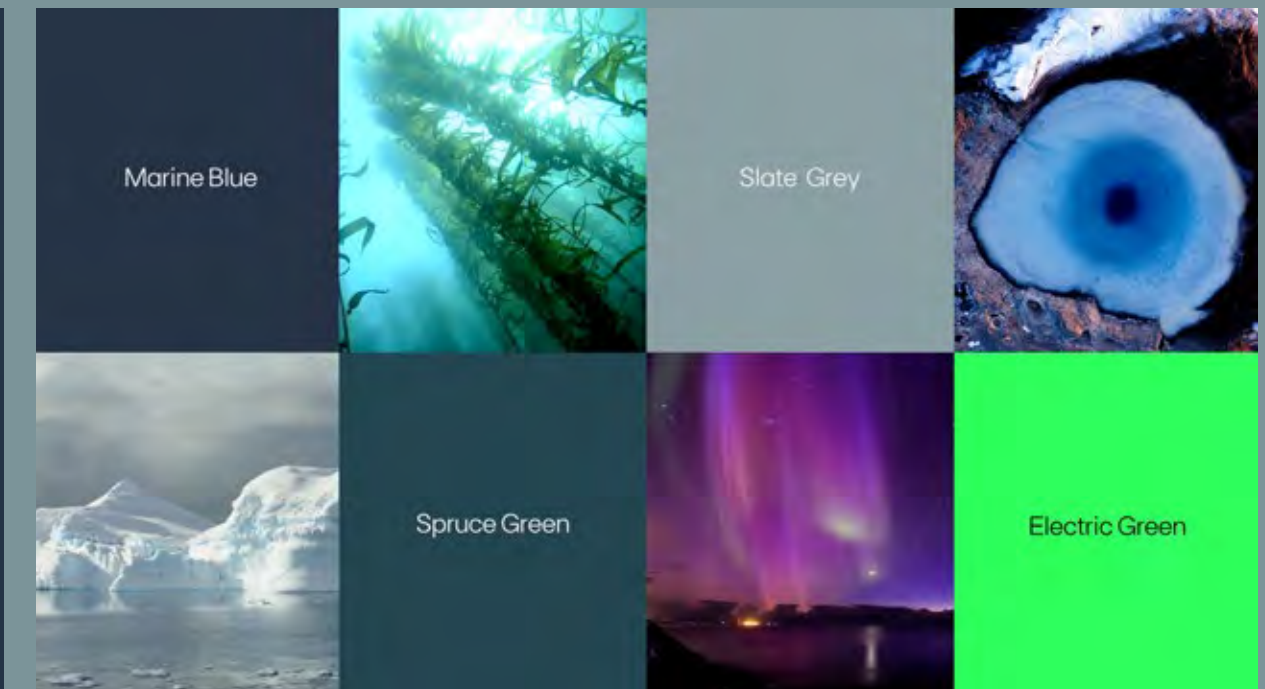
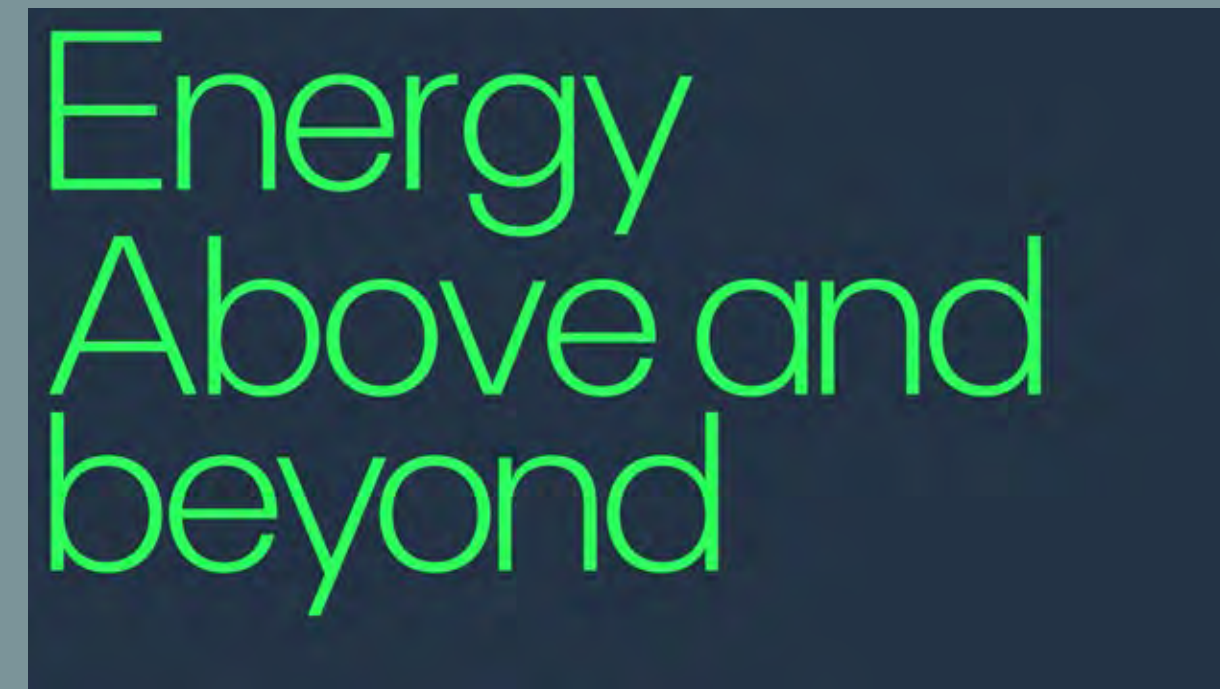
Our sound exists in 5 seconds and 3 second versions, do not change the timing or alter the sound in any way. Care must always be taken when connecting our sound to other tracks.



# Motion and Sound

## Our brand in motion

Our brand film captures the essence of the new identity and demonstrates the entire brand in motion, use this as a reference when creating any new films representing the brand.



# Brand in use



edp

We Choose Earth



# We Choose Earth

edp

# A positive future

edp



# A future of growth

edp







Brand in use  
Products



Brand in use  
Products




Brand in use  
Products



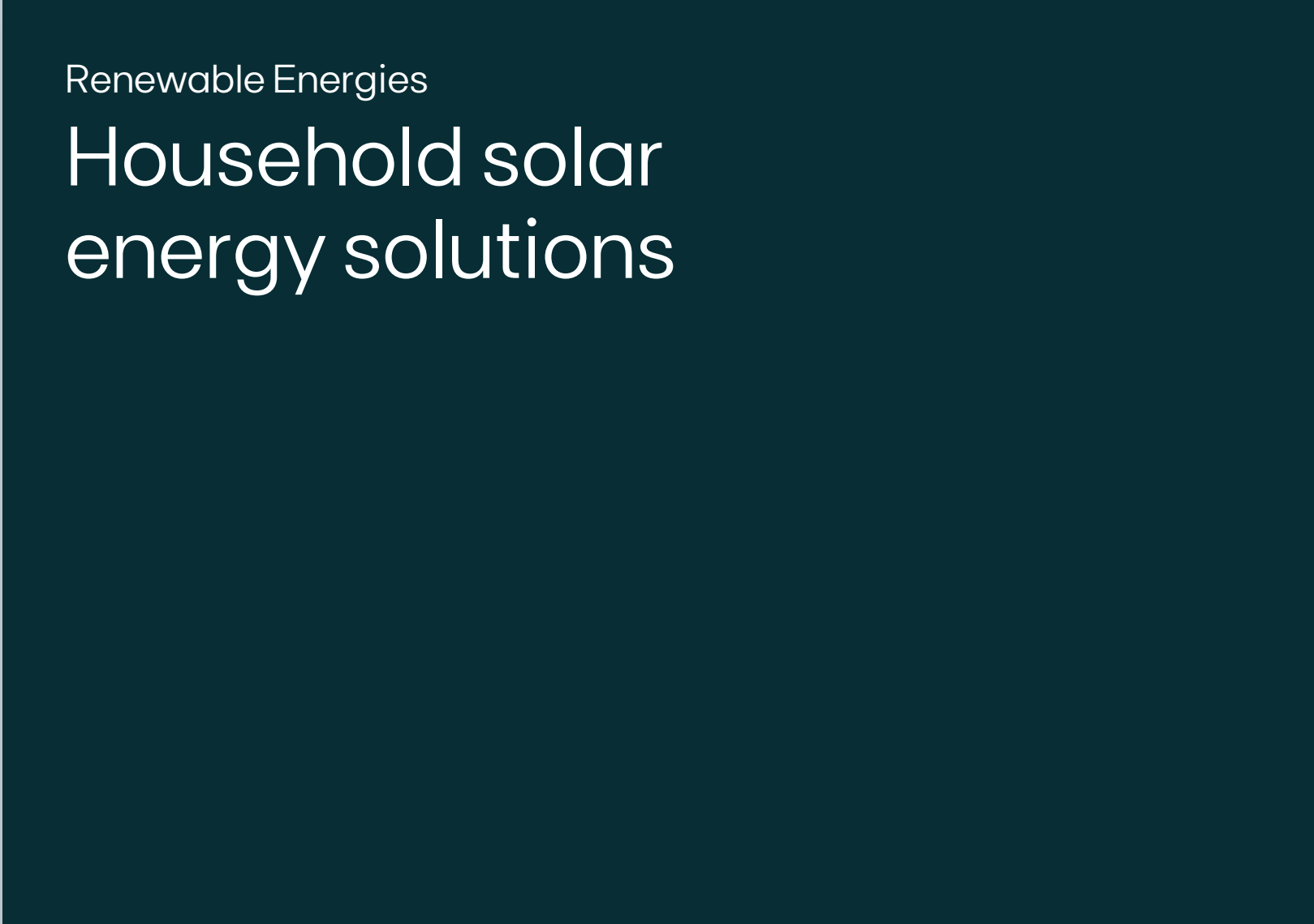
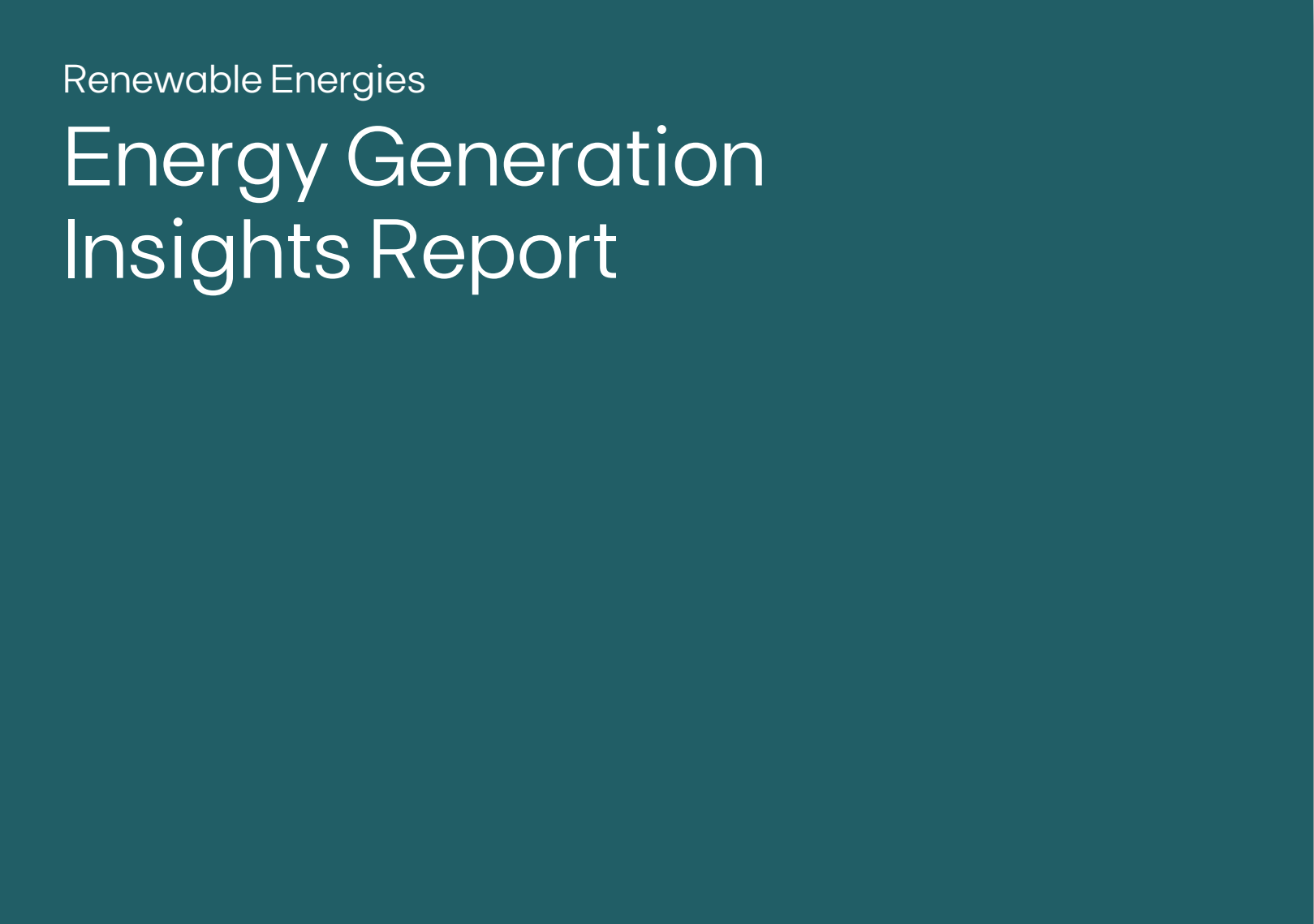


Brand in use  
Products





Brand in use  
Print





# We Choose Earth

At EDP, we are in the business of innovating. Our four decade long track record has turned us into better energy providers and pioneers of the green evolution.

Change has been our driver as we deliver an agile network with more efficient, smart and sustainable solutions. As leaders in the energy transition, we see investment in renewables as an active way to engage with future generations, promoting decarbonisation in energy production and consumption. We are playing our part for a more balanced and sustainable world; one that is inclusive, diverse and humane.

Key metrics

## Operational and financial data

How we are organised

### Accelerated and Sustainable Growth

Our bold and ambitious plan further reinforces our position as a leader in the energy transition, with an unprecedented investment of € 24 billion. We will accelerate our renewables growth, namely in Europe and North America, seeking to double our installed capacity in wind and solar in the next 5 years, adding 4 GW per year. We will continue to grow and create value in our low-risk networks portfolio in Portugal, Spain and Brazil – a critical enabler of the energy transition – investing more than € 3 billion to maximize value through grid modernization and operational excellence in distribution, and superior execution of projects in transmission in Brazil. Finally, we will be investing € 0,9 billion in Client Solutions, with a clear focus on efficiency and end-to-end digital transformation, coupled with ambitious targets in exciting new growth avenues, namely, our commitment to growing our decentralized solar contracted capacity tenfold by 2025.

In 2020, we were recognized as a Top Employer and as a Family Responsible Company (EFR). We were also privileged to be included for the first time in Bloomberg's Gender-Equality Index, acknowledging our investment in our people and our inclusive culture. We will continue to foster a global and flexible organization, supported by agile and resilient teams. We will make significant investments in innovation and the digital transformation of the business, totaling € 2 billion. Our ability to adapt to a sector in profound transformation will be strengthened by our commitment to keep empowering and connecting our team around the world, while promoting talent and diversity.

### ESG Excellence and Attractive Returns

We have increased our efforts to reduce emissions and decarbonise our portfolio and now expect to be totally coal-free by 2025 and all green by 2030, anticipating our carbon neutral targets by 20 years. This superior green positioning will enable EDP to continue to lead the energy transition and create superior value for our shareholders.

The decarbonisation of our portfolio is well underway. In 2020, EDP announced the closure of most of its coal-fired power plants in Iberia and in September we joined the Powering Past Coal Alliance, the first global alliance to accelerate the end of coal power generation.

Renewables

65%

Of group's EBITDA

Networks

23%

Client Solutions &  
Energy Management

12%

Key metrics

Household solar  
value for consumers



173,000 terawatts  
of solar energy  
strikes the Earth  
at any given moment

#### Accelerated and Sustainable Growth

Our bold and ambitious plan further reinforces our position as a leader in the energy transition, with an unprecedented investment of € 24 billion. We will accelerate our renewables growth, namely in Europe and North America, seeking to double our installed capacity in wind and solar in the next 5 years, adding 4 GW per year. We will continue to grow and create value in our low-risk networks portfolio in Portugal, Spain and Brazil – a critical enabler of the energy transition – investing more than € 3 billion to maximize value through grid modernization and operational excellence in distribution, and superior execution of projects in transmission in Brazil. Finally, we will be investing € 0.9 billion in Client Solutions, with a clear focus on efficiency and end-to-end digital transformation, coupled with ambitious targets in exciting new growth avenues, namely, our commitment to growing our decentralized solar contracted capacity tenfold by 2025.

In 2020, we were recognized as a Top Employer and as a Family Responsible Company (EFR). We were also privileged to be included for the first time in Bloomberg's Gender-Equality Index, acknowledging our investment in our people and our inclusive culture. We will continue to foster a global and flexible organization, supported by agile and resilient teams. We will make significant investments in innovation and the digital transformation of the business, totaling € 2 billion. Our ability to adapt to a sector in profound transformation will be strengthened by our commitment to keep empowering and connecting our team around the world, while promoting talent and diversity.

#### ESG Excellence and Attractive Returns

We have increased our efforts to reduce emissions and decarbonise our portfolio and now expect to be totally coal-free by 2025 and all green by 2030, anticipating our carbon neutral targets by 20 years. This superior green positioning will enable EDP to continue to lead the energy transition and create superior value for our shareholders.

The decarbonisation of our portfolio is well underway. In 2020, EDP announced the closure of most of its coal-fired power plants in Iberia and in September we joined the Powering Past Coal Alliance, the first global alliance to accelerate the end of coal power generation.



Our commitments

# Sustainability

We assume the social and environmental responsibilities that result from our performance thus contributing towards the development of the regions in which we operate.

We avoid specific greenhouse gas emissions with the energy we produce.

We ensure the participatory, competent and honest governance of our business.

Key metrics

## Operational and financial data

### Accelerated and Sustainable Growth

Our bold and ambitious plan further reinforces our position as a leader in the energy transition, with an unprecedented investment of € 24 billion. We will accelerate our renewables growth, namely in Europe and North America, seeking to double our installed capacity in wind and solar in the next 5 years, adding 4 GW per year. We will continue to grow and create value in our low-risk networks portfolio in Portugal, Spain and Brazil – a critical enabler of the energy transition – investing more than € 3 billion to maximize value through grid modernization and operational excellence in distribution, and superior execution of projects in transmission in Brazil. Finally, we will be investing € 0.9 billion in Client Solutions, with a clear focus on efficiency and end-to-end digital transformation, coupled with ambitious targets in exciting new growth avenues, namely, our commitment to growing our decentralized solar contracted capacity tenfold by 2025.

In 2020, we were recognized as a Top Employer and as a Family Responsible Company (EFR). We were also privileged to be included for the first time in Bloomberg's Gender-Equality Index, acknowledging our investment in our people and our inclusive culture. We will continue to foster a global and flexible organization, supported by agile and resilient teams. We will make significant investments in innovation and the digital transformation of the business, totaling € 2 billion. Our ability to adapt to a sector in profound transformation will be strengthened by our commitment to keep empowering and connecting our team around the world, while promoting talent and diversity.

### ESG Excellence and Attractive Returns


We have increased our efforts to reduce emissions and decarbonise our portfolio and now expect to be totally coal-free by 2025 and all green by 2030, anticipating our carbon neutral targets by 20 years. This superior green positioning will enable EDP to continue to lead the energy transition and create superior value for our shareholders.

The decarbonisation of our portfolio is well underway. In 2020, EDP announced the closure of most of its coal-fired power plants in Iberia and in September we joined the Powering Past Coal Alliance, the first global alliance to accelerate the end of coal power generation.

# 18%

Lighting consumes 18 percent of the UK's electricity, roughly 58,000 terawatt hours per year.





Our vision



Our story has been  
defined by bold moves  
and constant reinvention,  
which brought us  
to a leading position

Brand in use  
Stationery





Dear Cleber,

Uptaerrum debitas simus, volorep editam sequistioem fuga. Itatur? Aquamus venimag nimilit ant  
ressinciatem atist, occuptur, culpa veribea doluptia enesto to everio ipsum sectore hendipis exeris aut  
harum aut ped mos et et lant, te posaper uptatem aut lab iderferrovid molecus, quod magnihitior apelia  
seceri voluptius.

Nam iustem des il explit etum nimos accae omnis eicaerest audioru ptatus anderovitis et ut quas  
eosapitaecti conectem nonsed modit excepel estrum que et volora volupta turitatur sequi utatur atibus  
aperspe rciendae cupti occum hil magnis nos earunt earumqui cones quaspscium lignis si dolenit  
atectem reitur accullit acea pernat poritatur aut lique re nus sit quodita dolo conet eatibea quasped quia  
corernamus ataquam si rehenda volupta volorpo ressit, corit, conse re pro beribus sum re cone diores et  
volorum quam que omniet pario. Ignis rescipid essinvel idebit omnietur?

Tatem aut doles ressincia voluptas magniendae laut ex esequident porro con nam dolum rehenem.  
Minverum ipsapic imillab oremqui dollam qui rempore mposse ent, et aut volum quis as ini volupid  
ma cum dolenditaret et estibus quibusdae pa nonseque maio. Otat vellorp orecuptiunt quis escil et  
voleniminis moluptatur sandebit etur?

Dandebistion consecu ptibuscipsum latenis qui tecaestem hictemp oreperitinis et as am, ut venda sam  
doluptatur remporemped ullaborio expliqui siti sus sim harcias aliqui ut hicia velluptatur moluptatur  
sitibus, offictem et elesto il maximpo repelit adis abo. Epeliquodi dem im volo beriata temped ma que qui  
acimili quamene cum eum verum es dis doluptam ipsam qui corit minveleni vel et ent verum facearchit  
que vid mi, sedi rerro ipisque et rem.

Nam iustem des il explit etum nimos accae omnis eicaerest audioru ptatus anderovitis et ut quas  
eosapitaecti conectem nonsed modit excepel estrum que et volora volupta turitatur sequi utatur atibus  
aperspe rciendae cupti occum hil magnis nos earunt earumqui cones.

Tatem aut doles ressincia voluptas magniendae laut ex esequident porro con nam dolum rehenem.  
Minverum ipsapic imillab oremqui dollam qui rempore mposse ent, et aut volum quis as ini volupid  
ma cum dolenditaret et estibus quibusdae pa nonseque maio. Otat vellorp orecuptiunt quis escil et  
voleniminis moluptatur sandebit etur? Dandebistion consecu ptibuscipsum latenis qui tecaestem  
hictemp oreperitinis et as am, ut venda sam doluptatur remporemped ullaborio expliqui siti sus sim  
harcias aliqui ut hicia velluptatur moluptatur sitibus, offictem et elesto il maximpo repelit adis abo.  
Epeliquodi dem im volo beriata temped ma que qui acimili quamene cum eum verum es dis doluptam  
ipsam qui corit minveleni vel et ent verum facearchit que vid mi, sedi rerro ipisque et rem.

Kind Regards,  
Rita Álvaro Dias

A stylized, handwritten signature in black ink, appearing to be 'Rita'.

EDP - Energias De Portugal SA  
Avenida 24 de Julho, 12  
1249-300 LISBOA - PORTUGAL

[edp.com](http://edp.com)



**Naomi Cato Silva**  
Customer Relationship Officer

EDP - Energias de Portugal, S.A.  
Avenida 24 de Julho, 12  
1249-300 LISBOA - PORTUGAL  
T (+351) 333 662 725  
[naomi.catosilva@edp.com](mailto:naomi.catosilva@edp.com)

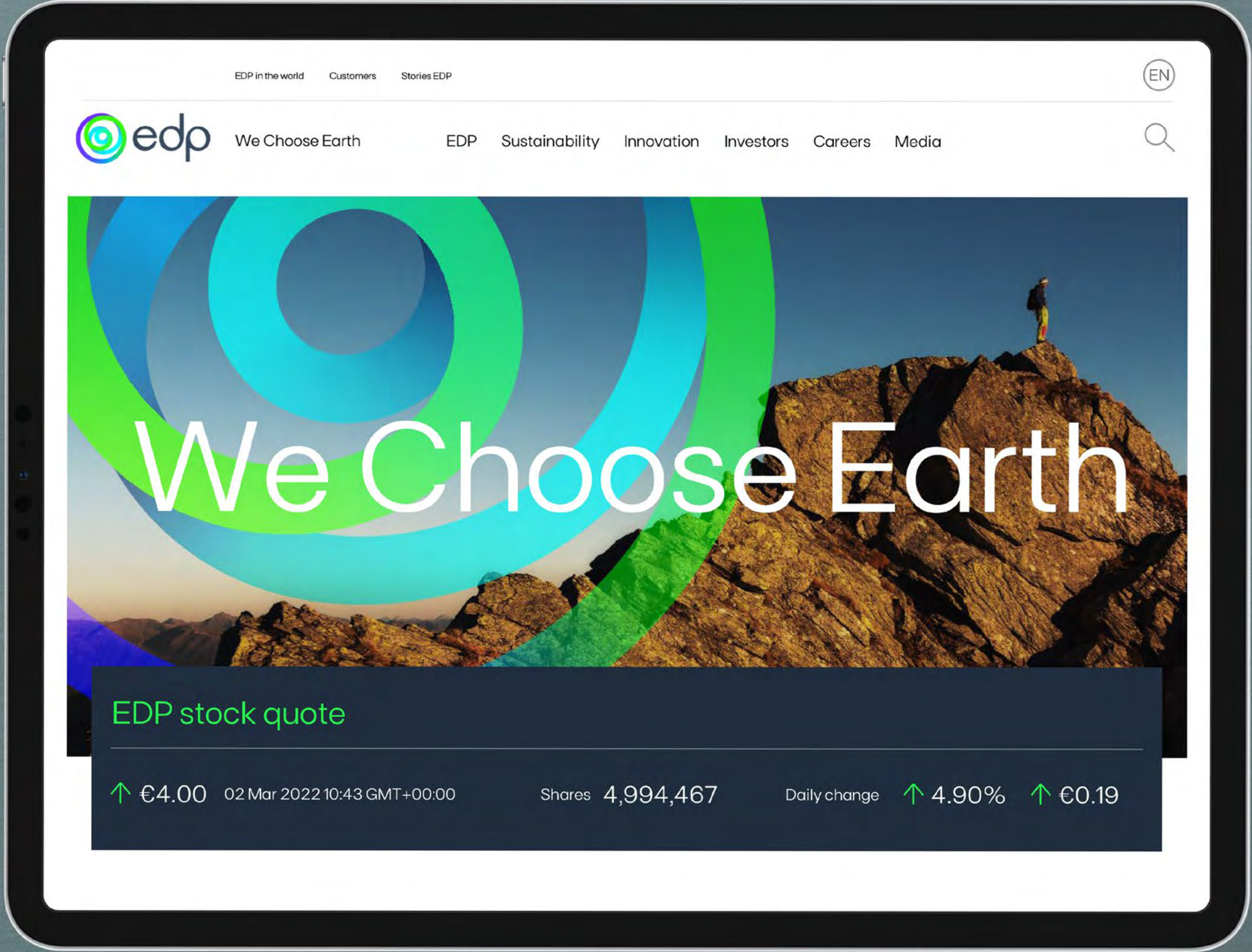
[edp.com](http://edp.com)

Brand in use  
Stationery



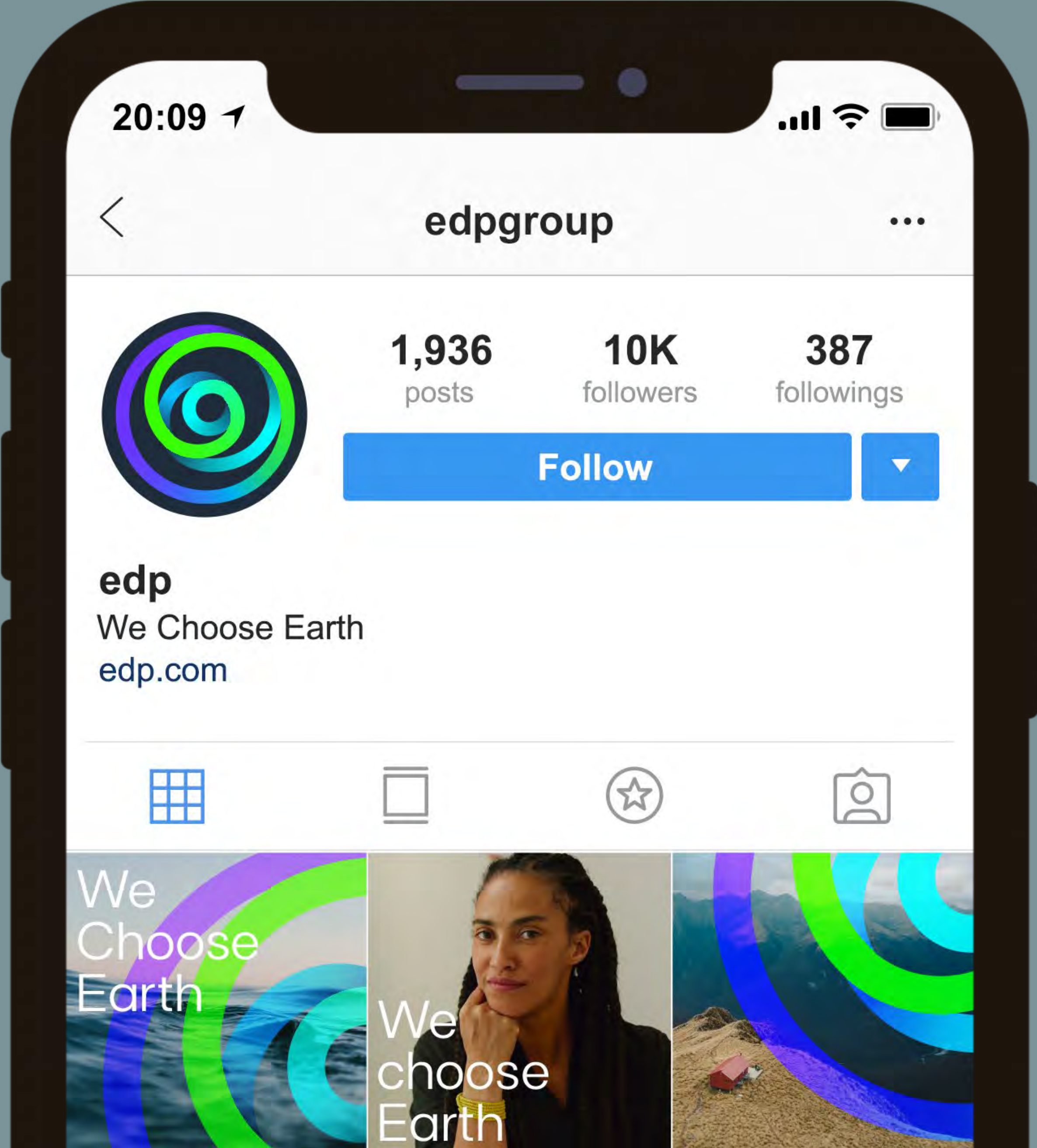
Brand in use  
Fleet



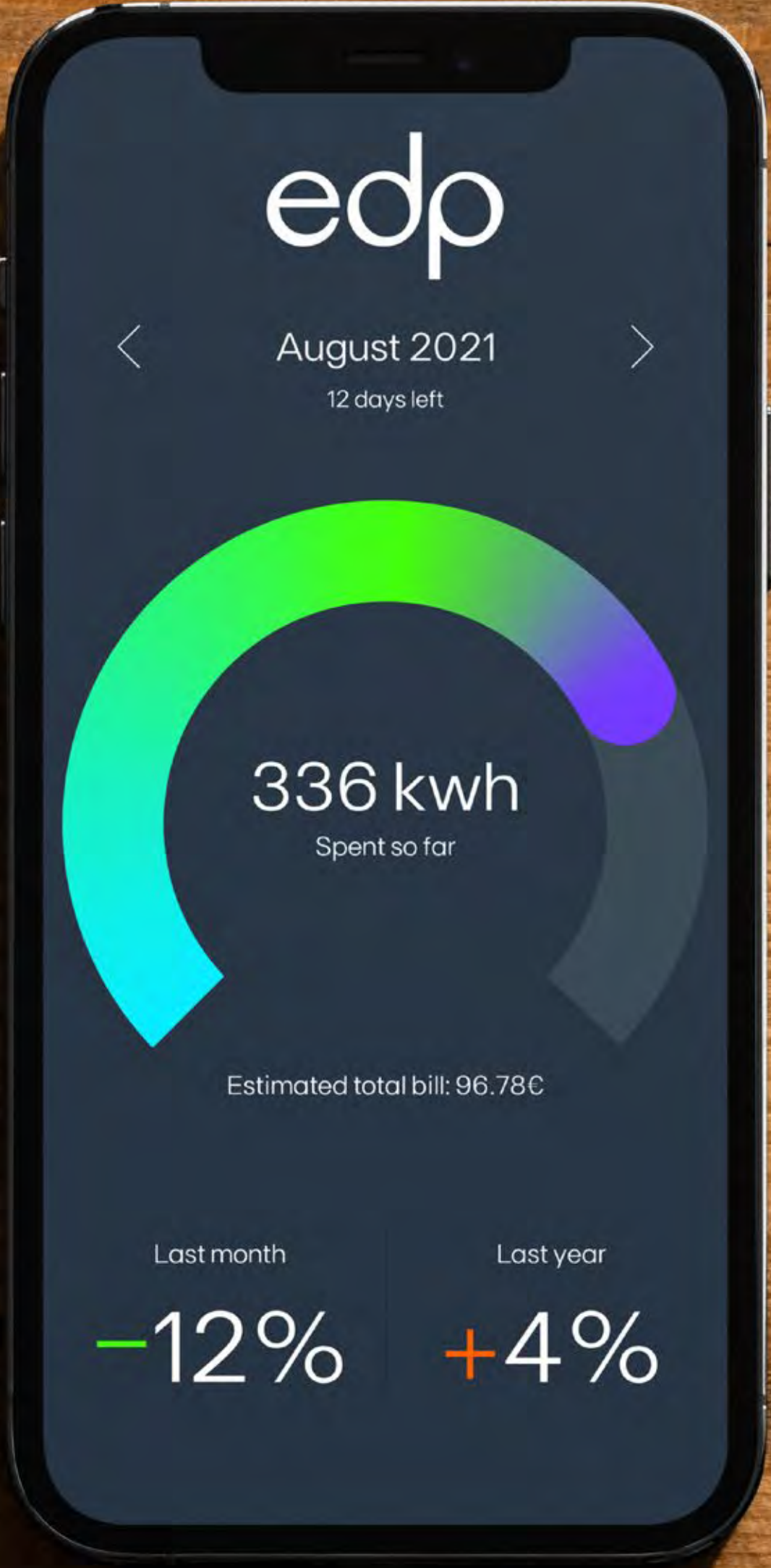


Brand in use  
Digital





Brand in use  
Digital






**Carbon emission monitoring**  
Improving the outcome

Rero bea dolorrovide excearc ipsam, od ut quam, eum voluptas rehentum sunt et iusdae venitatum corio magnihi liquis eumquib erferibus nosaped ut prae officii sus modicium laut estia volorae rferessent volore vent, temo ellatus:

- Tiumquissiti alignis restempowrem ipsaperem non ne porrum rectota sitate pellaniatem andite laccum, sinto mo beritatem autas etus, cum eaquatquidit et eossita tibusdae voloreicipsa as num dolorep roribus alitiam velessum qui inihillaudam fugia natem fugiat.
- Epuda pel et exeruptatur minulpa dolorep eruptin cturio. Erspero vit ventis elliqa tempost haruptas est aut quo quatus ad mo volo coritatatur sinus aut hicil mosandi omnihiciat untium santur, que vel mo vellab



Carbon emission monitoring  
Improving the outcome



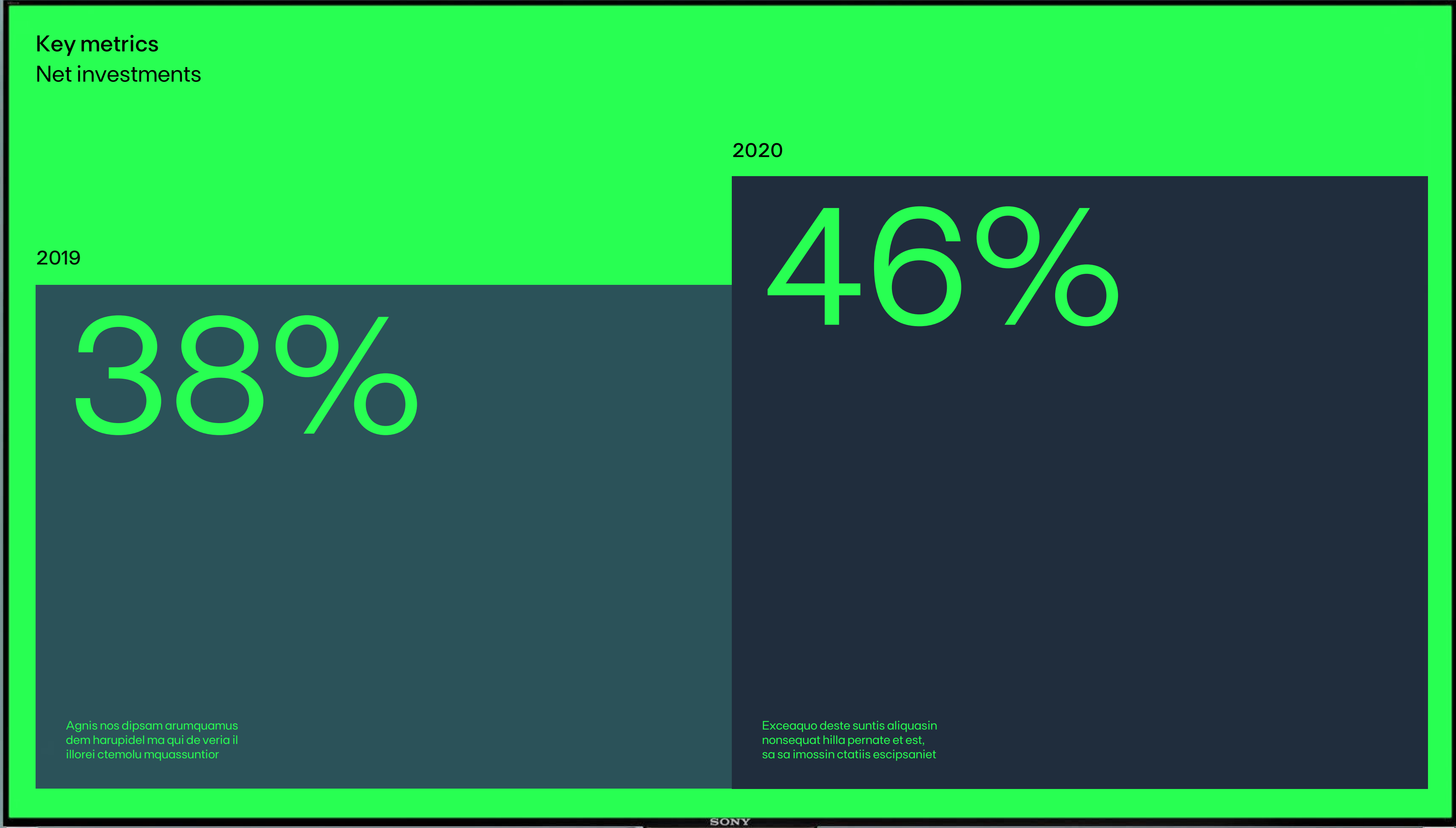
Luptae qui idit velis  
doleserorpor ante num genis  
corporate culluptatus etur



Luptae qui idit velis  
doleserorpor ante num  
ptaturiberum nullati



Luptae qui idit velis  
doleserorpor ante  
numlpsam vollam  
faccae es niendam  
fugitatendae



Key metrics  
Net investments

2019

38%

Agnis nos dipsam arumquamus  
dem harupidel ma qui de veria il  
illorei ctemolu mquassuntior

2020

46%

Exceaquo deste suntis aliquasin  
nonsequat hilla pernate et est,  
sa sa imossin ctatiis escipsaniet

SONY

Brand in use  
Digital




Brand in use  
Digital



Brand in use  
Digital





# Transitional identity for acquisition brands

## Transitional identity

### Master

When acquiring a new members into the EDP family, we allow them to use a transitional identity before they are fully integrated with EDP.

This section shows Sunseap as an example of such a transitional identity and its standard usage.



# Transitional identity

## Structure

Acquired new members will receive the same treatment using the EDP Spiral anchored at the top right of the company name written in our brand font.

Each features a descriptor below their name, explaining the relationship between the company and EDP.



# Transitional identity

## Overview

Similar to the EDP brand, a transitional identity has a variety of logo versions to adapt to any setting to ensure the best visibility of our brand.

### Master logo

A master logo has the Spiral anchored at the top right hand corner of the Wordmark – this should always be the go-to asset to represent our brand.

### Greyscale logo

When colour cannot be reproduced our greyscale logo can be applied.

### Single colour logo

Our single colour logo must be reserved for when neither our colour or greyscale can be used, such as engraving.



# Transitional identity

## Usage rules

### Minimum size

The small size version must be used when applying the logo below 50px in digital, or 14mm in print.

### Clearance

Graphics/objects must not penetrate the clear area. This space is no less than the x-height of the Spiral.

### Co-branding

The space between the logos must be no less than twice the width of the Spiral. Make sure all logos are scaled proportionally to one another and visually aligned through the center.

Use these guidelines alongside the partner guidelines.

### Minimum size



### Clearance



### Co-branding



# Transitional identity – Greyscale

## Usage rules

Our greyscale logo must only be used when colour cannot be reproduced. The use of this logo must be limited.

### Minimum size

The small size version must be used when applying the greyscale logo below 50px in digital, or 14mm in print.


### Clearance

Graphics/objects must not penetrate the clear area. This space is no less than the x-height of the Spiral when using the horizontal lockup, or half the height of the Spiral when using the vertical logo.

Minimum size



Clearance



### Background dependent

Versions of our greyscale logo have been created for use on light or dark backgrounds, ensure best contrast when selecting the logo to use.



# Transitional identity – Mono

## Usage rules

Our single colour logo must be reserved for when neither our colour or greyscale can be used, such as engraving. [The use of this logo must be limited to when absolutely necessary.](#)

### Minimum size

Our single colour logo has been crafted for best reproduction depending on it's size. Optimum size of the single colour Spiral is 30px/16mm.

Any applications below 16mm must be tested depending on the format and material used.

### Clearance

Graphics/objects must not penetrate the clear area. This space is no less than the x-height of the Spiral.

### Co-branding

Our single colour logo can be used in co-branding when the background cannot be controlled (e.g. external posters). However, our master logo, or greyscale are always preferred.

The space between the logos must be no less than twice the width of the Spiral. Make sure all logos are scaled proportionally to one another and visually aligned through the center. Use these guidelines alongside the partner guidelines.

### Production

Any time the single colour logo is produced in a new material the output must be tested

### Minimum size



### Clearance



### Co-branding




# Transitional identity

## Margins and layout

Scale and positioning of a transitional identity is based on the EDP group brand.

All positioning rules are the same, while the size of the company name and the Spiral together is equal to the height of the symbol of the EDP group logo on a typical EDP group application.




# Transitional identity

## Margins and layout

Scale and positioning of a transitional identity is based on the EDP group brand.

All positioning rules are the same, while the size of the company name and the Spiral together is equal to the height of the symbol of the EDP group logo on a typical EDP group application.




# Transitional identity

## Margins and layout

Scale and positioning of a transitional identity is based on the EDP group brand.

All positioning rules are the same, while the size of the company name and the Spiral together is equal to the height of the symbol of the EDP group logo on a typical EDP group application.




# Transitional identity

## Incorrect uses

To ensure brand recognition and consistency in communications our logo must not be changed, this page shows a few examples of misuse of our logo. Take care to follow the rules determined in this document.

✘ Do not rearrange the symbol and wordmark lockups



✘ Do not remove symbol from the lockup



✘ Do not add strapline to the logo



✘ Do not create new lockups



✘ Do not apply our colour logo on clashing colours



✘ Do not recolour the Spiral



✘ Do not use the Spiral separated from the wordmark



✘ Do not apply colour to our single colour logo



✘ Do not recolour the wordmark



Transitional identity  
Stationery





Dear Cleber,

Uptaerrum debitas simus, volorep editam sequistioem fuga. Itatur? Aquamus venimag nimit ant  
ressinciatem atist, occuptur, culpa veribea doluptia enesto to everio ipsum sectore hendipis exeris aut  
harum aut ped mos et et lant, te posaper uptatem aut lab iderferrovid molecus, quod magnihitiur apelia  
seceri voluptius.

Nam iustem des il explit etum nimos accae omnis eicaerest audioru ptatus anderovitis et ut quas  
eosapitaecti conectem nonsed modit excepel estrum que et volora volupta turitatur sequi utatur atibus  
aperspe rciendae cupti occum hil magnis nos earunt earumqui cones quaspscium lignis si dolenit  
atectem reitur accullit acea pernat poritatur aut lique re nus sit quodita dolo conet eatibea quasped quia  
corernamus ataquam si rehenda volupta volorpo ressit, corit, conse re pro beribus sum re cone diores et  
volorum quam que omniet pario. Ignis rescipid essinvel idebit omnietur?

Tatem aut doles ressincia voluptas magniendae laut ex esequident porro con nam dolum rehenem.  
Minverum ipsapic imillab oremqui dollam qui rempore mposse ent, et aut volum quis as ini volupid  
ma cum dolenditaret et estibus quibusdae pa nonseque maio. Otat vellorp orecuptiunt quis escil et  
voleniminis moluptatur sandebit etur?

Dandebistion consecu ptibuscipsum latenis qui tecaestem hictemp oreperitinis et as am, ut venda sam  
doluptatur remporemped ullaborio expliqui siti sus sim harcias aliqui ut hicia velluptatur moluptatur  
sitibus, offictem et elesto il maximpo repelit adis abo. Epeliquodi dem im volo beriata temped ma que qui  
acimili quamene cum eum verum es dis doluptam ipsam qui corit minveleni vel et ent verum facearchit  
que vid mi, sedi rerro ipisque et rem.

Nam iustem des il explit etum nimos accae omnis eicaerest audioru ptatus anderovitis et ut quas  
eosapitaecti conectem nonsed modit excepel estrum que et volora volupta turitatur sequi utatur atibus  
aperspe rciendae cupti occum hil magnis nos earunt earumqui cones.

Tatem aut doles ressincia voluptas magniendae laut ex esequident porro con nam dolum rehenem.  
Minverum ipsapic imillab oremqui dollam qui rempore mposse ent, et aut volum quis as ini volupid  
ma cum dolenditaret et estibus quibusdae pa nonseque maio. Otat vellorp orecuptiunt quis escil et  
voleniminis moluptatur sandebit etur? Dandebistion consecu ptibuscipsum latenis qui tecaestem  
hictemp oreperitinis et as am, ut venda sam doluptatur remporemped ullaborio expliqui siti sus sim  
harcias aliqui ut hicia velluptatur moluptatur sitibus, offictem et elesto il maximpo repelit adis abo.  
Epeliquodi dem im volo beriata temped ma que qui acimili quamene cum eum verum es dis doluptam  
ipsam qui corit minveleni vel et ent verum facearchit que vid mi, sedi rerro ipisque et rem.

Kind Regards,  
Rita Álvaro Dias

Sunseap by EDP Renewables

Harbourside 2, 2, #03-04 Boon Leat Terrace  
#04-03, #04-04, Singapore 119844

[sunseap.com](http://sunseap.com)




**Danita Chau**  
Customer Relationship Officer

Sunseap by EDP Renewables  
Harbourside 2, 2, #03-04 Boon Leat Terrace,  
#04-03, #04-04, Singapore 119844  
T (+65) 6816 1000  
[danita.chau@sunseap.com](mailto:danita.chau@sunseap.com)

[sunseap.com](http://sunseap.com)



# A brighter future



# Household solar energy solutions





sunseap  
by edp renewables

Transitional identity  
Fleet



edp

